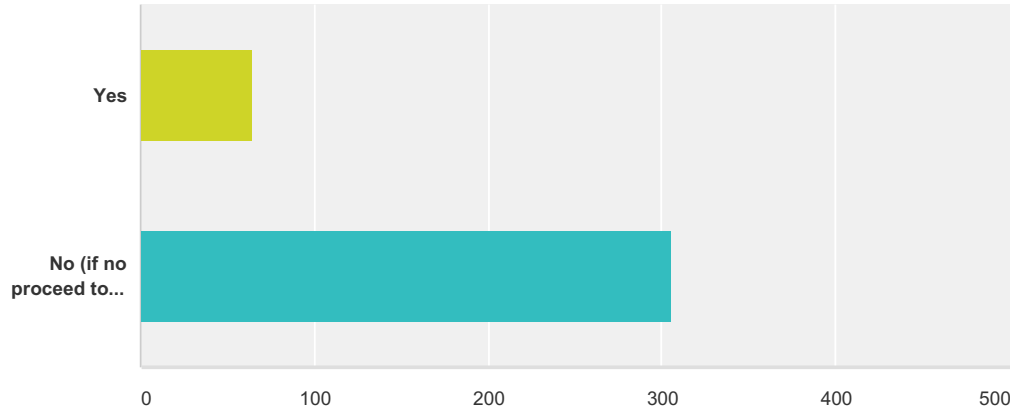


Q1 Is anyone in your household currently looking for other accommodation or likely to do so in the next two years?

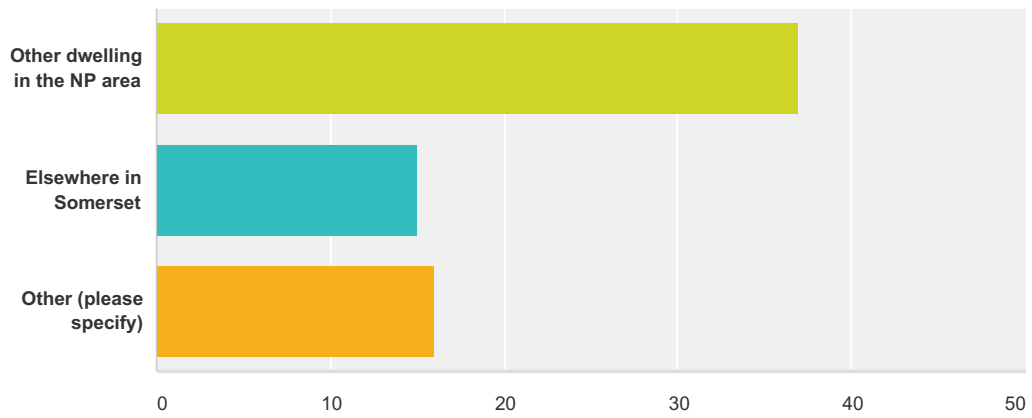
Answered: 371 Skipped: 15



Answer Choices	Responses	
Yes	17.52%	65
No (if no proceed to Question 4)	82.48%	306
Total		371

Q2 If YES please tell us where they would like to move to: (Tick one box)

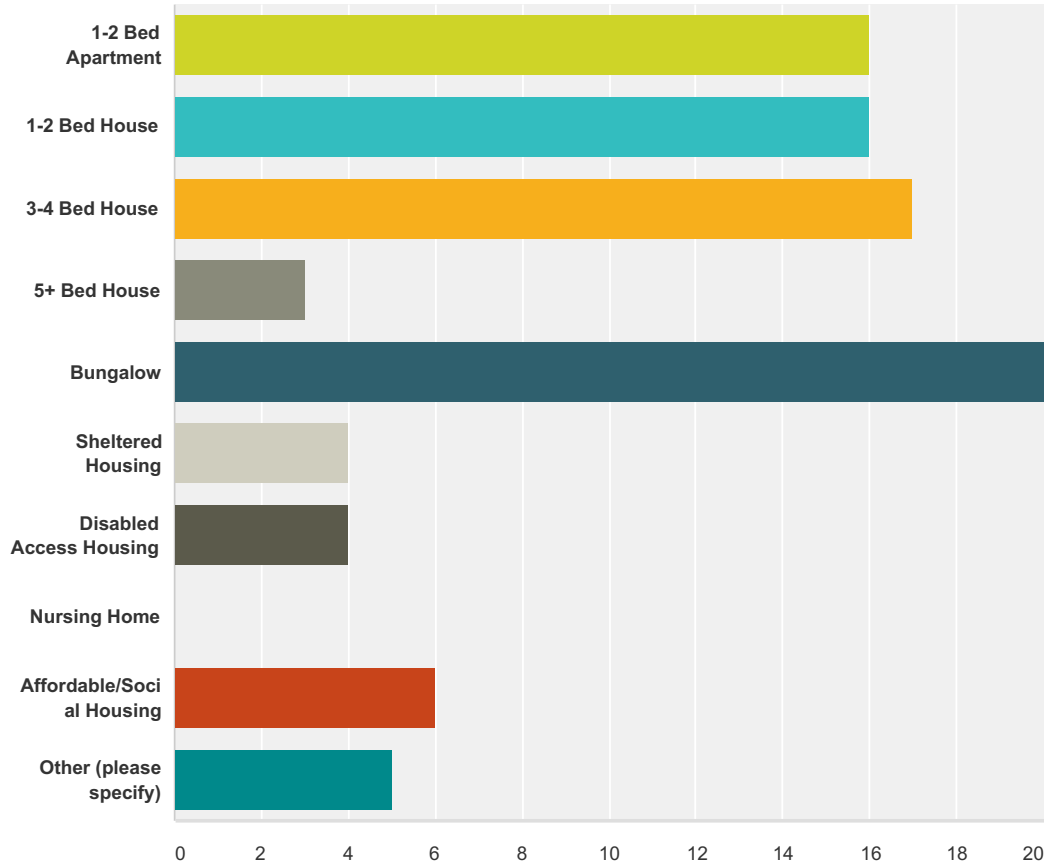
Answered: 68 Skipped: 318



Answer Choices	Responses
Other dwelling in the NP area	54.41% 37
Elsewhere in Somerset	22.06% 15
Other (please specify)	23.53% 16
Total	68

Q3 If they would like to remain in the NP area, which type of accommodation would they require? (Tick as required)

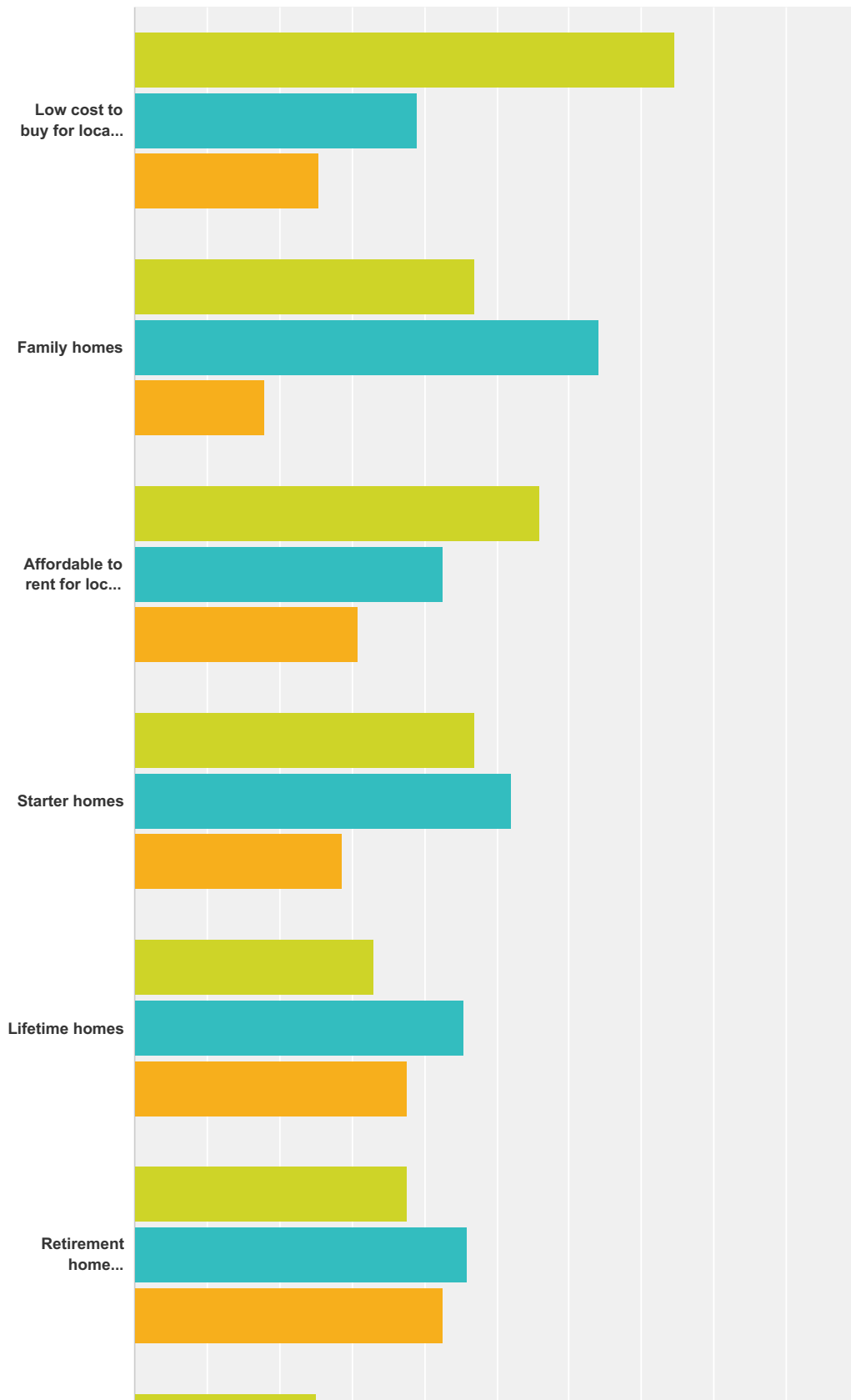
Answered: 63 Skipped: 323



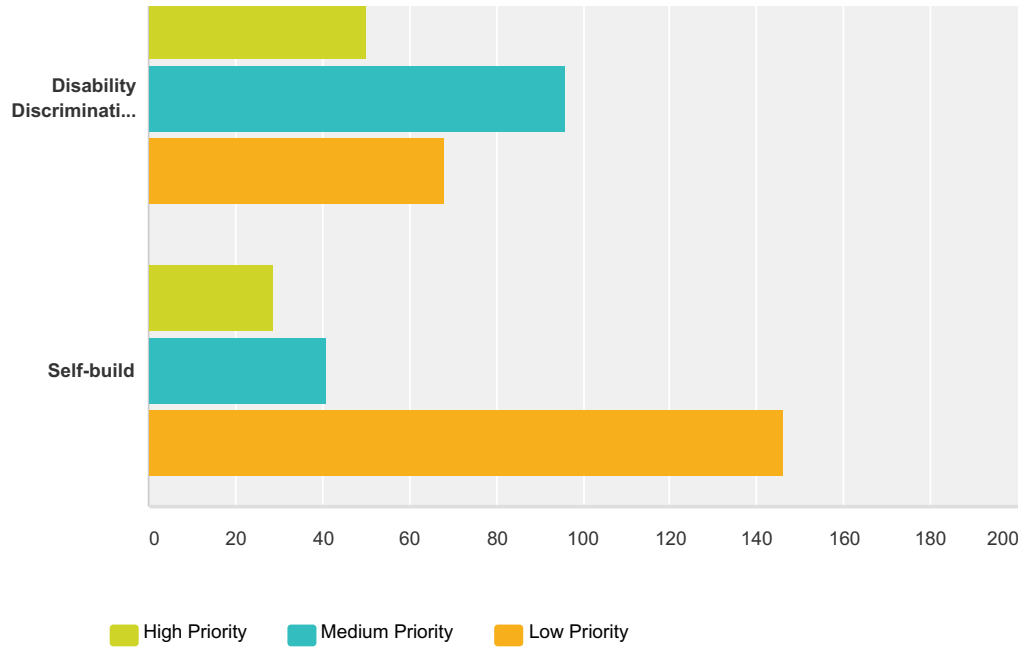
Answer Choices	Responses
1-2 Bed Apartment	25.40% 16
1-2 Bed House	25.40% 16
3-4 Bed House	26.98% 17
5+ Bed House	4.76% 3
Bungalow	31.75% 20
Sheltered Housing	6.35% 4
Disabled Access Housing	6.35% 4
Nursing Home	0.00% 0
Affordable/Social Housing	9.52% 6
Other (please specify)	7.94% 5
Total Respondents: 63	

Q4 What type of new housing do you feel is most needed in the NP area?

Answered: 348 Skipped: 38



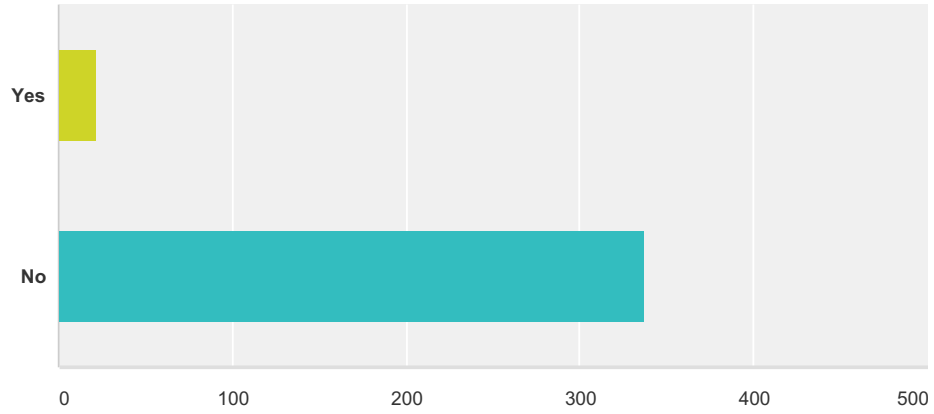
West Monkton & Cheddon Fitzpaine Neighbourhood Plan



	High Priority	Medium Priority	Low Priority	Total	Weighted Average
Low cost to buy for local people	53.60% 149	28.06% 78	18.35% 51	278	1.65
Family homes	36.43% 94	49.61% 128	13.95% 36	258	1.78
Affordable to rent for local people	43.24% 112	32.82% 85	23.94% 62	259	1.81
Starter homes	36.86% 94	40.78% 104	22.35% 57	255	1.85
Lifetime homes	28.45% 66	39.22% 91	32.33% 75	232	2.04
Retirement home communities	29.76% 75	36.51% 92	33.73% 85	252	2.04
Disability Discrimination Act (DDA)-compliant homes	23.36% 50	44.86% 96	31.78% 68	214	2.08
Self-build	13.43% 29	18.98% 41	67.59% 146	216	2.54

Q5 Do you know of any sites in the NP area that may be suitable for building affordable homes?

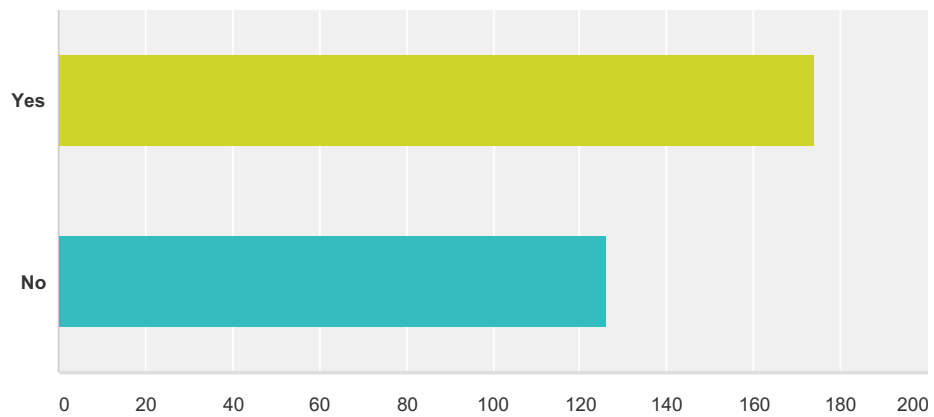
Answered: 359 Skipped: 27



Answer Choices	Responses
Yes	6.13% 22
No	93.87% 337
Total	359

Q6 Future Housing Provision There is an existing requirement within the Core Strategy that West Monkton and Cheddon Fitzpaine, alongside other areas of Taunton and Wellington, will be required to take a significant number of new homes within their parishes in the future. Are there any areas which because of their value – such as heritage, ecological, landscape or local importance – would be desirable to preserve and enhance?

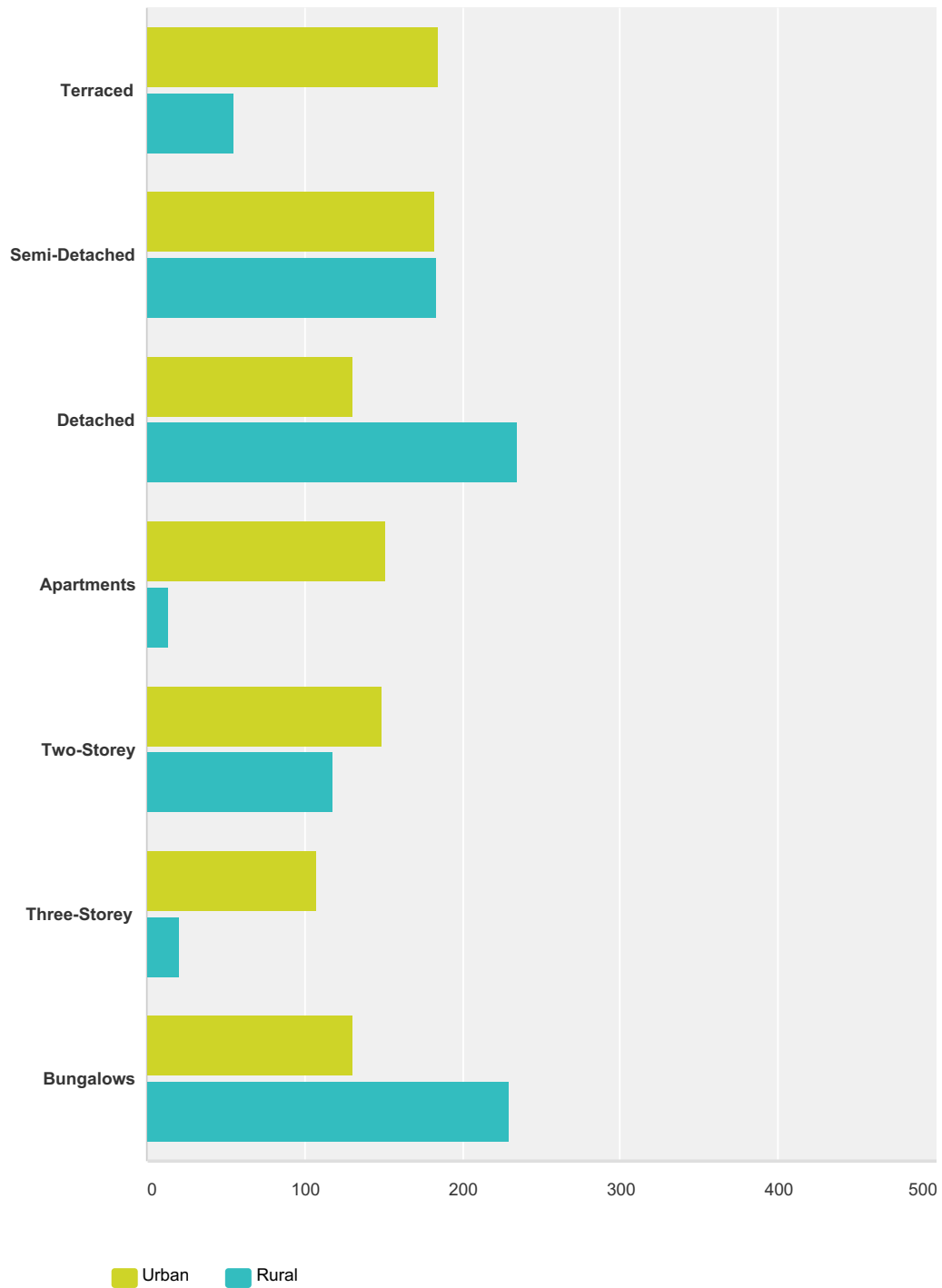
Answered: 300 Skipped: 86



Answer Choices	Responses
Yes	58.00% 174
No	42.00% 126
Total	300

Q7 Built form: What sort of housing should be constructed? (Tick one or more)

Answered: 338 Skipped: 48



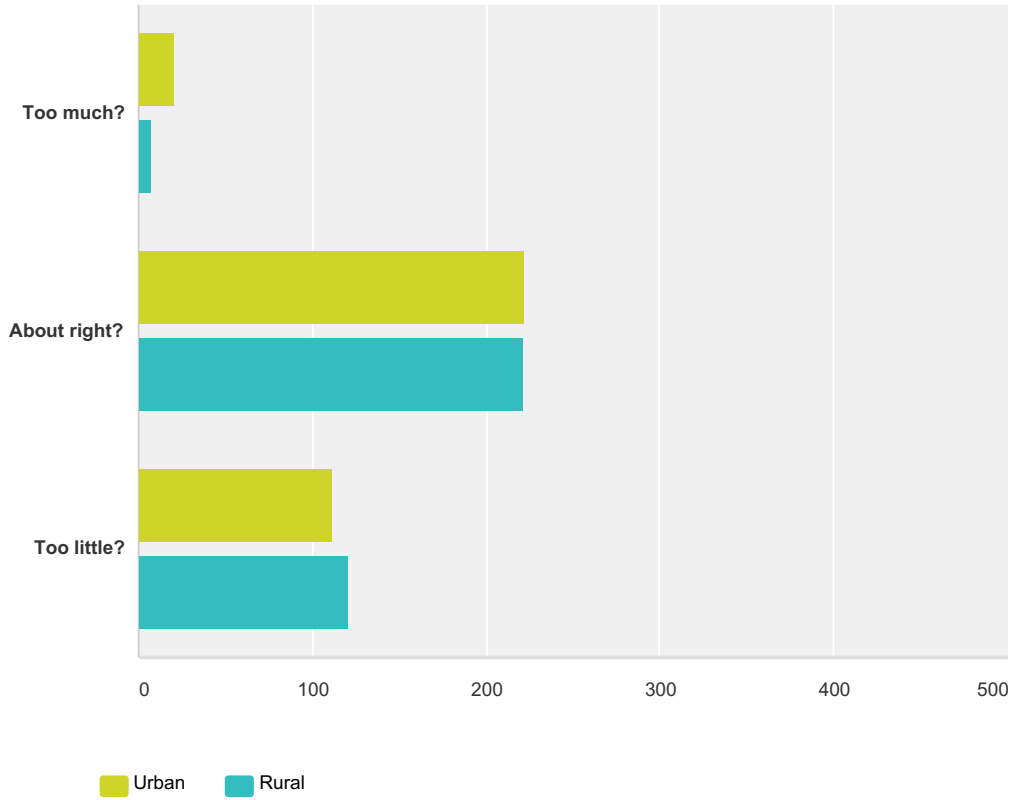
	Urban	Rural	Total Respondents
Terraced	89.81% 185	26.70% 55	206

West Monkton & Cheddon Fitzpaine Neighbourhood Plan

Semi-Detached	71.48% 183	71.88% 184	256
Detached	51.18% 130	92.52% 235	254
Apartments	98.05% 151	9.09% 14	154
Two-Storey	79.68% 149	63.10% 118	187
Three-Storey	93.91% 108	18.26% 21	115
Bungalows	49.62% 131	87.12% 230	264

Q8 Parking: Parking provision is usually based on 2 spaces per house. Is that: (Tick one in each column)

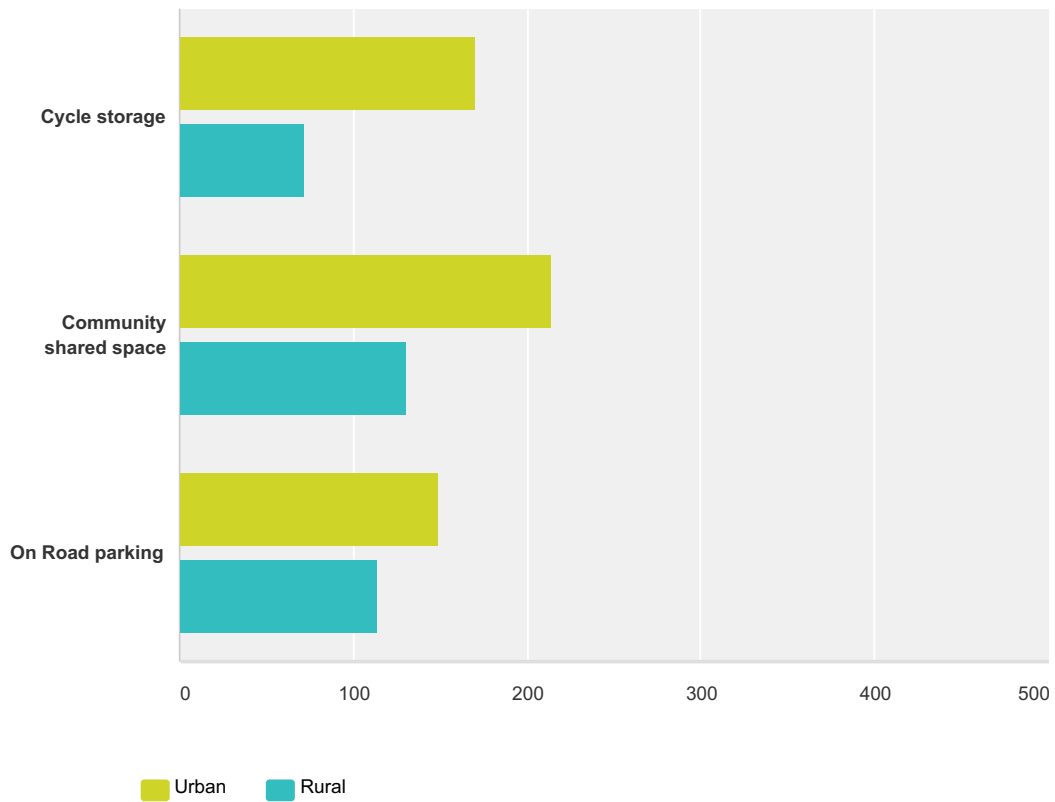
Answered: 364 Skipped: 22



	Urban	Rural	Total Respondents
Too much?	91.30% 21	30.43% 7	23
About right?	81.62% 222	81.25% 221	272
Too little?	72.26% 112	78.06% 121	155

Q9 What other parking arrangements could be made in the NP area? (Tick one or more)

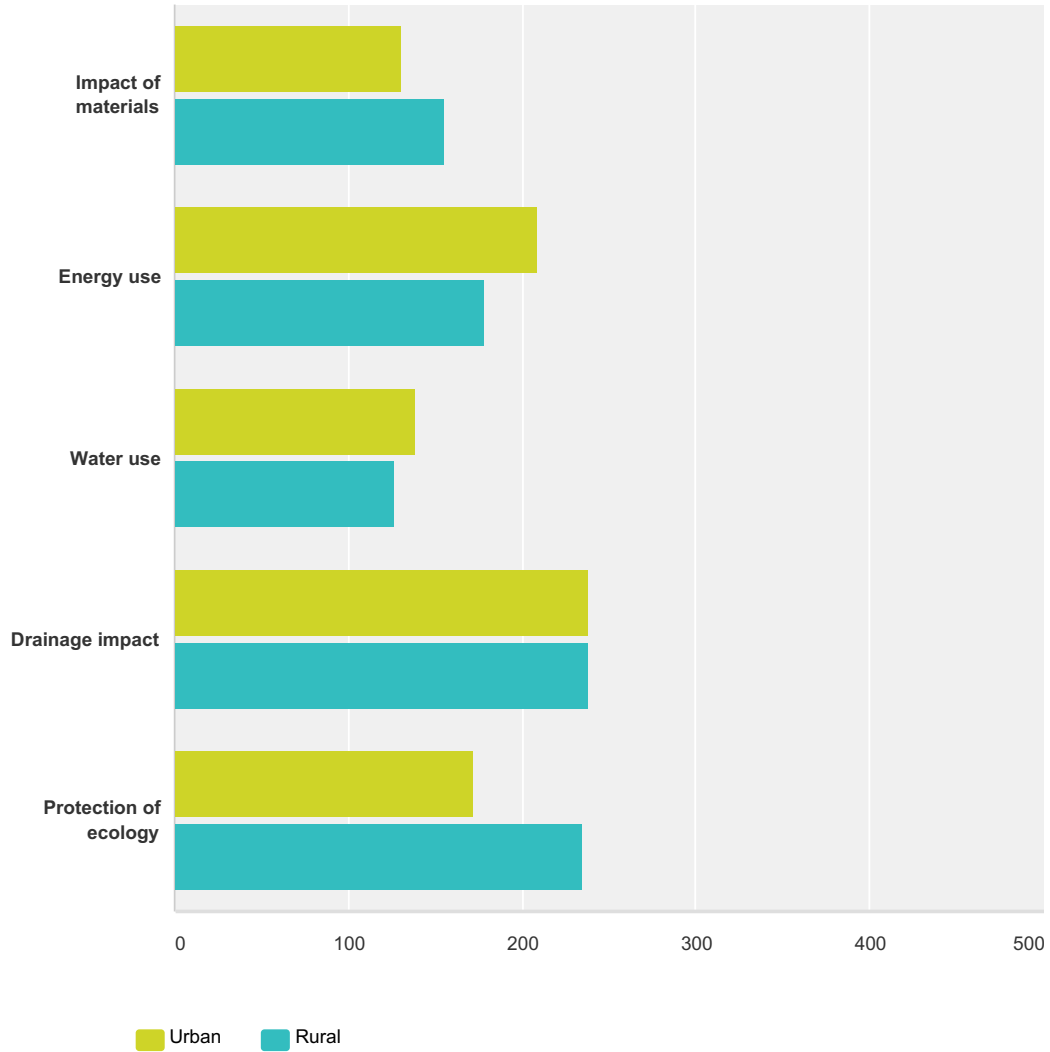
Answered: 335 Skipped: 51



	Urban	Rural	Total Respondents
Cycle storage	96.59% 170	40.91% 72	176
Community shared space	92.64% 214	56.28% 130	231
On Road parking	83.24% 149	63.69% 114	179

Q10 What aspects of sustainable residential construction are most important to you? (Tick one or more)

Answered: 353 Skipped: 33



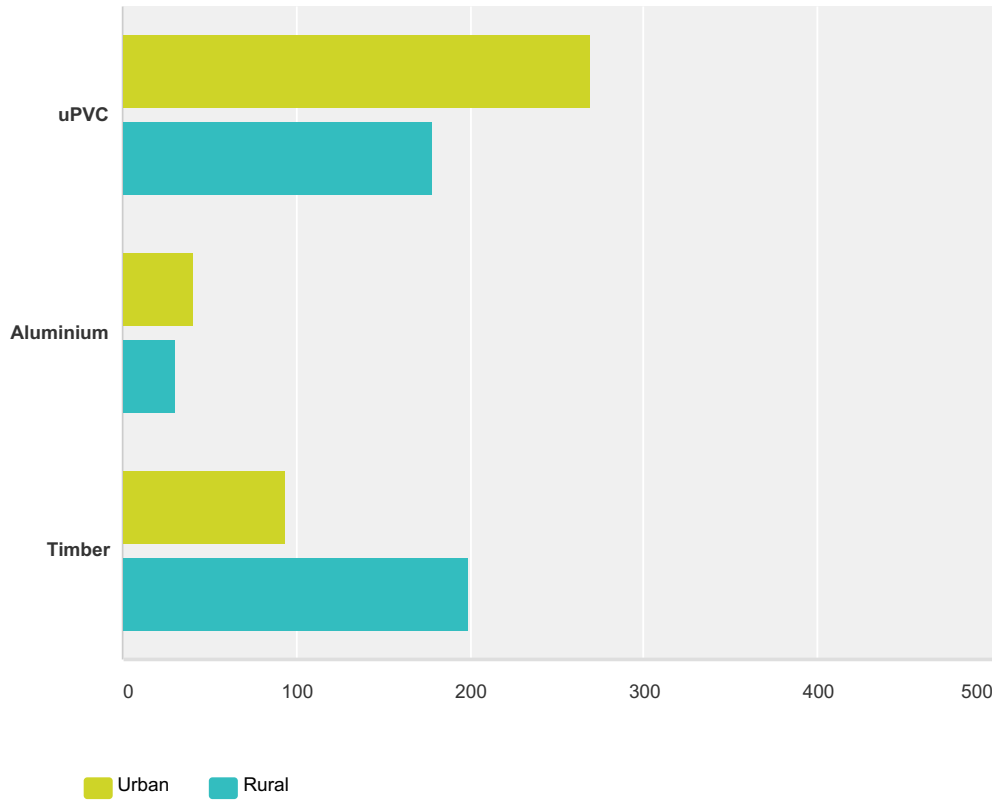
	Urban	Rural	Total Respondents
Impact of materials	73.45% 130	88.14% 156	177
Energy use	92.89% 209	79.56% 179	225
Water use	92.67% 139	84.00% 126	150
Drainage impact	85.30% 238	85.30% 238	279
Protection of ecology	67.19% 172	91.80% 235	256

Q11 Are there any locally distinctive materials used in houses and buildings in the NP area and, if so, what are they and where are they?

Answered: 86 Skipped: 300

Q12 Window materials: What sort of materials would you like to see used for windows in new development? (Tick one or more)

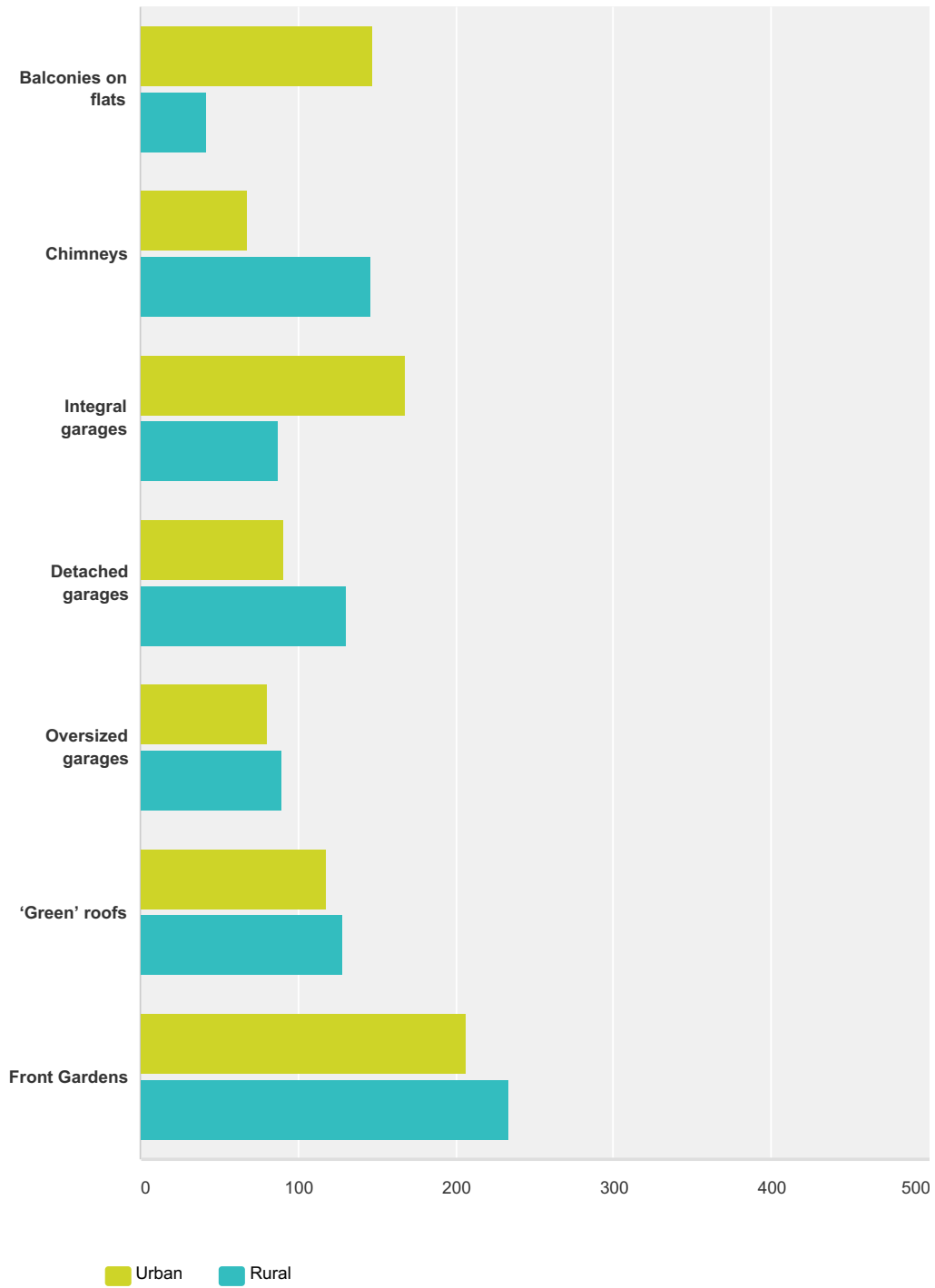
Answered: 340 Skipped: 46



	Urban	Rural	Total Respondents
uPVC	96.42% 269	63.80% 178	279
Aluminium	87.23% 41	63.83% 30	47
Timber	46.53% 94	98.51% 199	202

Q13 What additional features would you most like to see on new housing developments? (Tick one or more)

Answered: 345 Skipped: 41



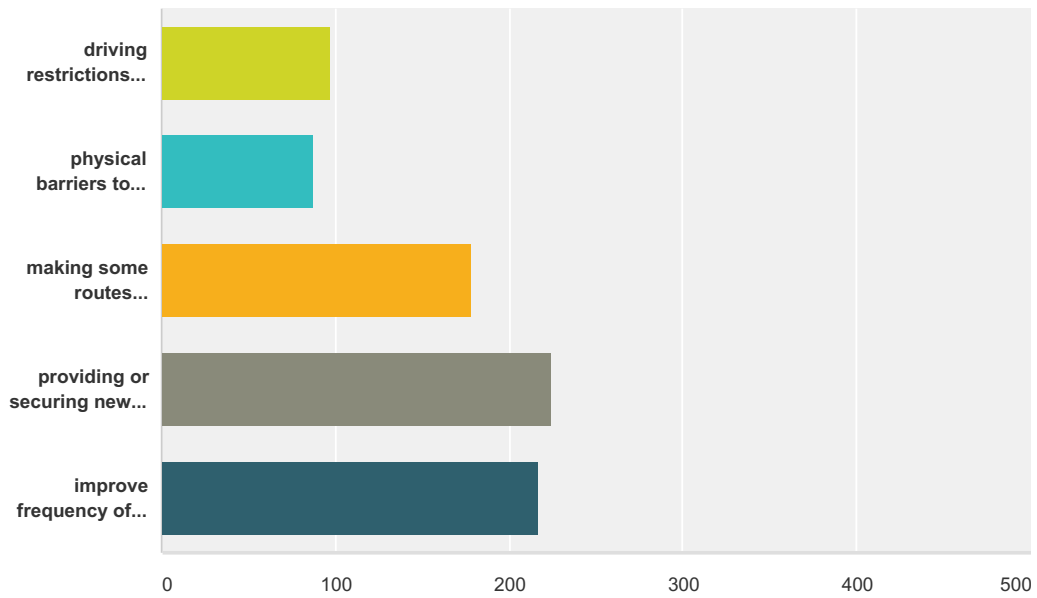
	Urban	Rural	Total Respondents
Balconies on flats	98.00% 147	28.00% 42	150

West Monkton & Cheddon Fitzpaine Neighbourhood Plan

Chimneys	43.87% 68	94.19% 146	155
Integral garages	92.82% 168	48.62% 88	181
Detached garages	60.26% 91	86.75% 131	151
Oversized garages	71.43% 80	80.36% 90	112
'Green' roofs	72.84% 118	79.01% 128	162
Front Gardens	75.27% 207	85.09% 234	275

Q14 What would make you walk, cycle or use the bus service?

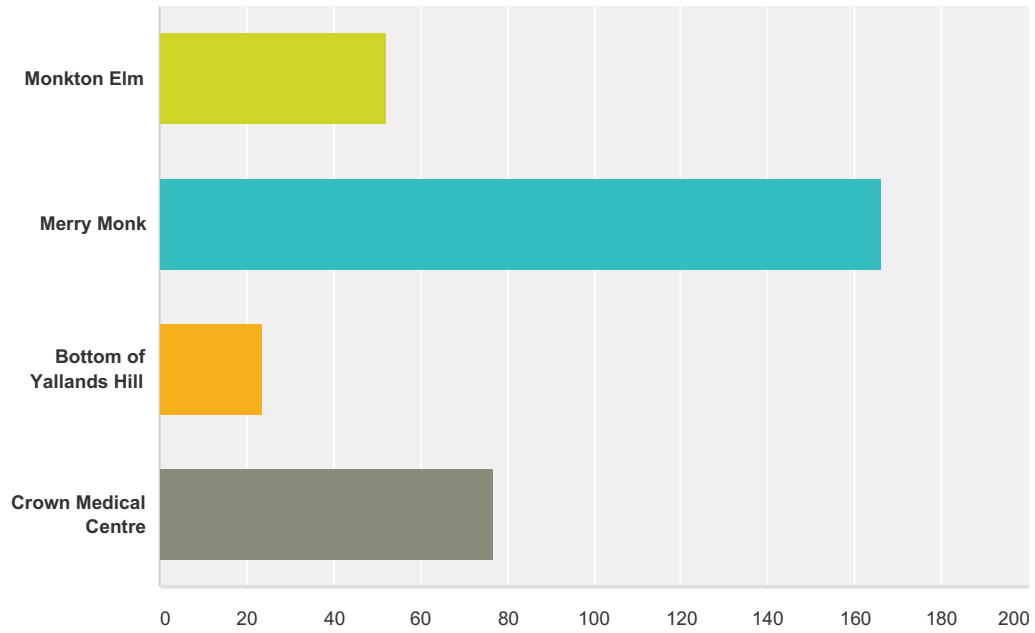
Answered: 346 Skipped: 40



Answer Choices	Responses
driving restrictions (such as speed and access)	28.03% 97
physical barriers to driving	25.43% 88
making some routes pedestrian/cycle only	51.73% 179
providing or securing new routes (such as cycle lanes, footpaths, bridleways)	64.74% 224
improve frequency of bus service	62.72% 217
Total Respondents: 346	

Q15 If an express service bus route was created from a new northern Park and Ride via Monkton Heathfield to Taunton, where would be your preferred pick-up point along the route? (Tick one)

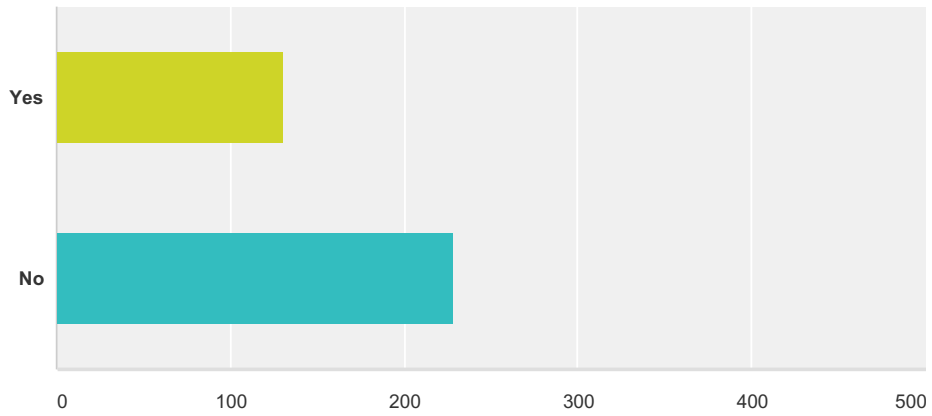
Answered: 319 Skipped: 67



Answer Choices	Responses
Monkton Elm	16.30% 52
Merry Monk	52.04% 166
Bottom of Yallands Hill	7.52% 24
Crown Medical Centre	24.14% 77
Total	319

Q16 Do you cycle frequently within the NP area?

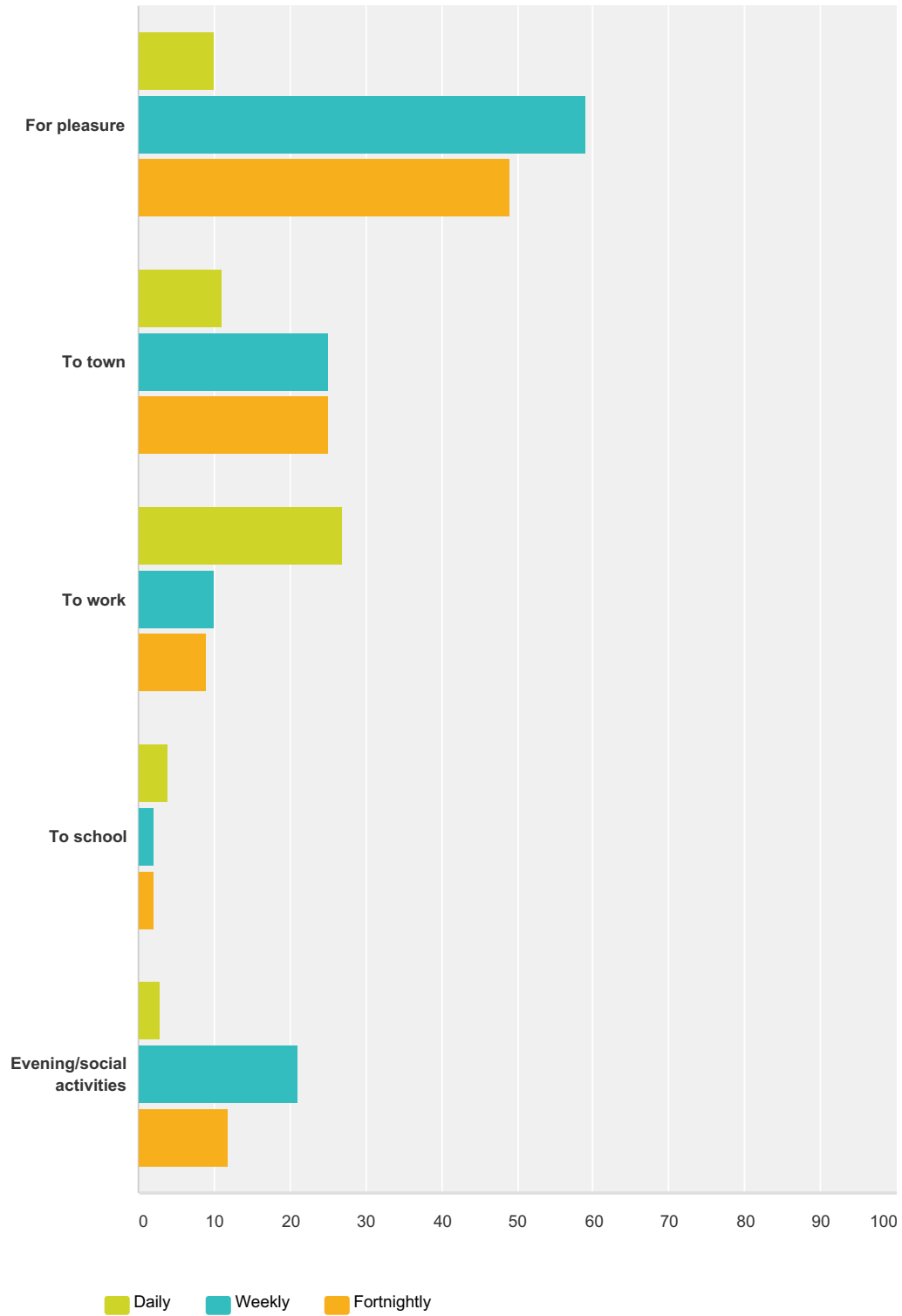
Answered: 359 Skipped: 27



Answer Choices	Responses
Yes	36.21% 130
No	63.79% 229
Total	359

Q17 If YES, is this:

Answered: 132 Skipped: 254



	Daily	Weekly	Fortnightly	Total
For pleasure	8.47% 10	50.00% 59	41.53% 49	118

West Monkton & Cheddon Fitzpaine Neighbourhood Plan

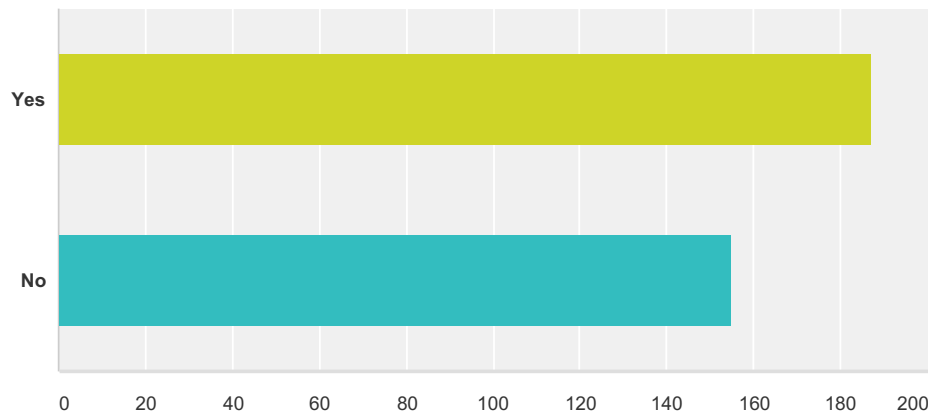
To town	18.03% 11	40.98% 25	40.98% 25	61
To work	58.70% 27	21.74% 10	19.57% 9	46
To school	50.00% 4	25.00% 2	25.00% 2	8
Evening/social activities	8.33% 3	58.33% 21	33.33% 12	36

Q18 What changes do you think would encourage more cycling in the NP area?

Answered: 208 Skipped: 178

Q19 Would you like to see more traffic calming on roads in the NP area?

Answered: 342 Skipped: 44



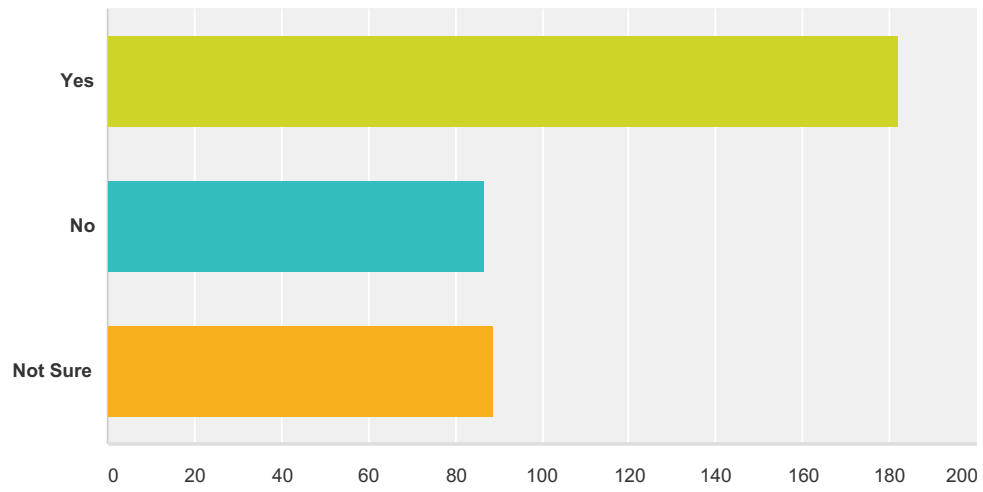
Answer Choices	Responses
Yes	54.68% 187
No	45.32% 155
Total	342

Q20 What type of traffic calming system would you prefer?

Answered: 191 Skipped: 195

Q21 Do you think there is a good network of footpaths in the NP area?

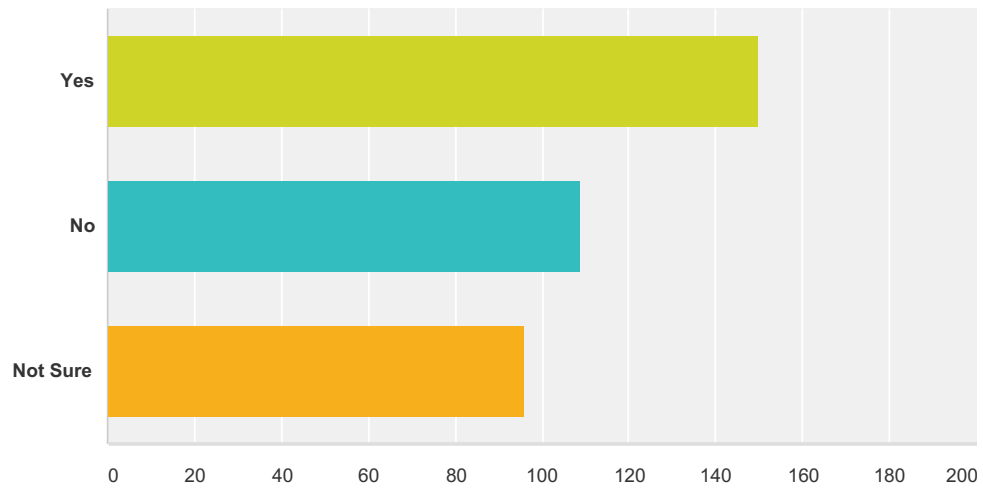
Answered: 358 Skipped: 28



Answer Choices	Responses
Yes	50.84% 182
No	24.30% 87
Not Sure	24.86% 89
Total	358

Q22 Would you say they are generally well maintained?

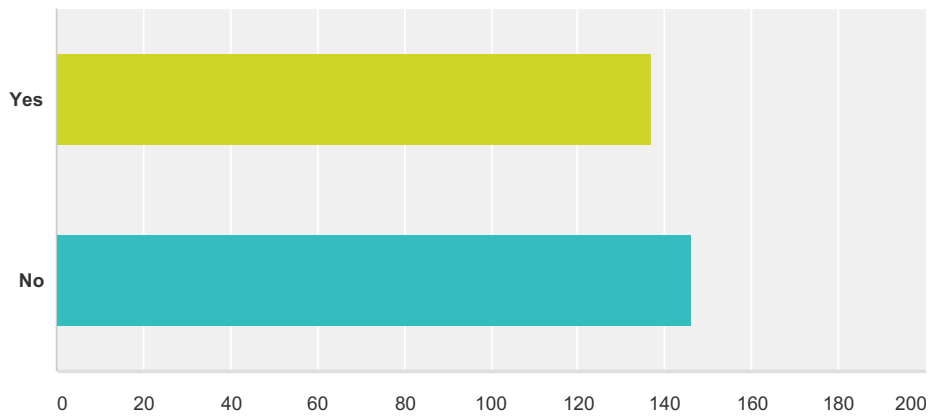
Answered: 355 Skipped: 31



Answer Choices	Responses
Yes	42.25% 150
No	30.70% 109
Not Sure	27.04% 96
Total	355

Q23 Do you think there is a good network of cycle paths in the NP area?

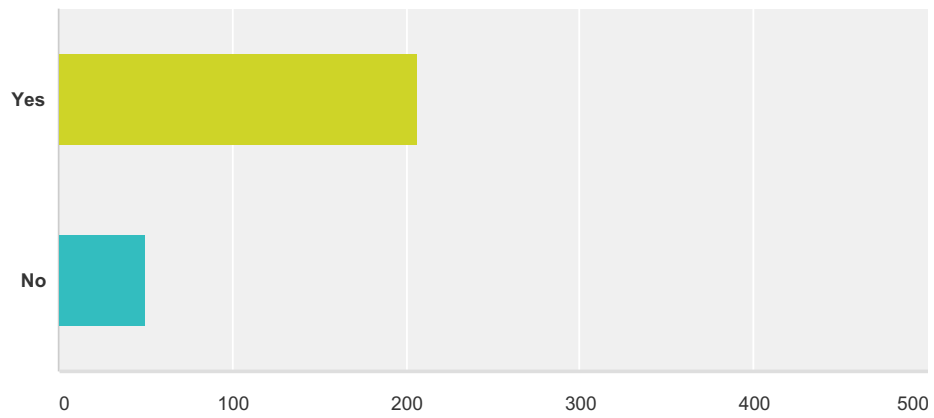
Answered: 283 Skipped: 103



Answer Choices	Responses	
Yes	48.41%	137
No	51.59%	146
Total		283

Q24 Would you say they are generally well maintained?

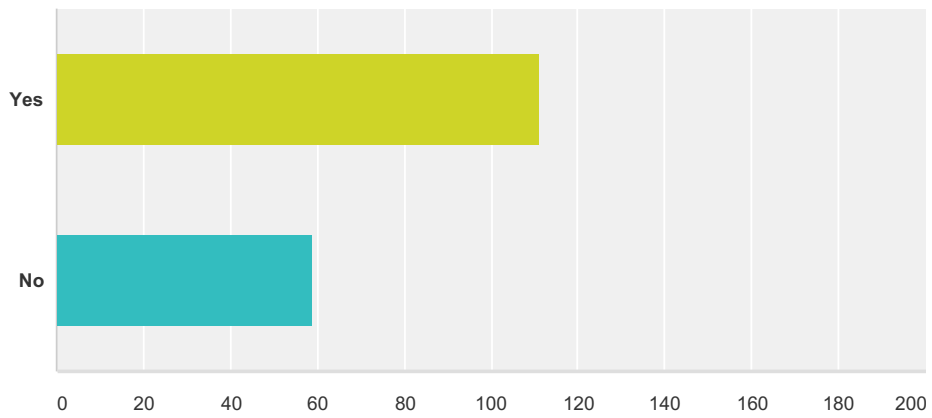
Answered: 257 Skipped: 129



Answer Choices	Responses
Yes	80.54% 207
No	19.46% 50
Total	257

Q25 Do you think there is a good network of bridleways in the NP area?

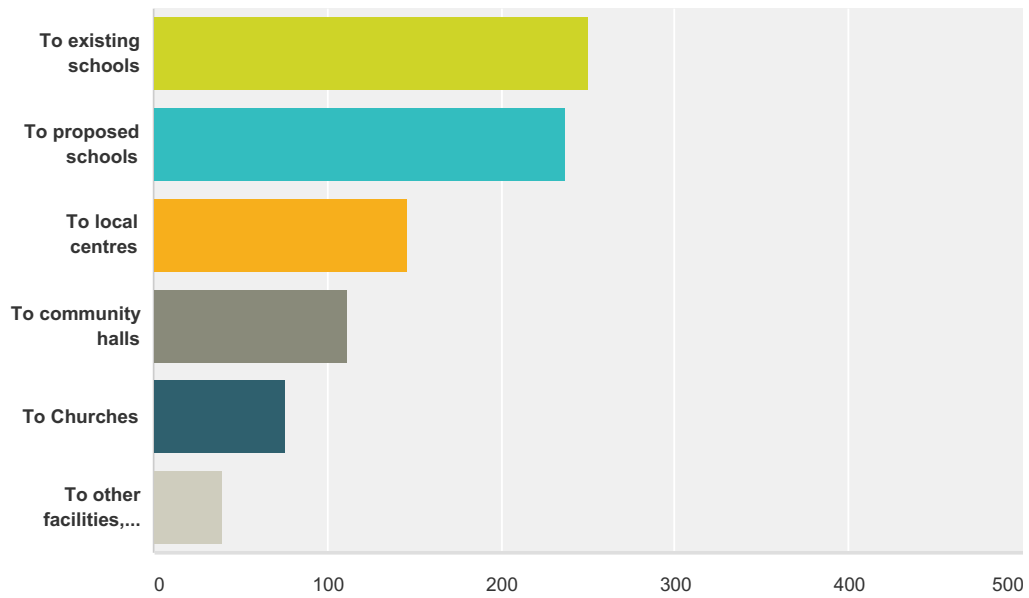
Answered: 170 Skipped: 216



Answer Choices	Responses	
Yes	65.29%	111
No	34.71%	59
Total		170

Q26 Where would you like to see additional 'Safe Routes'?

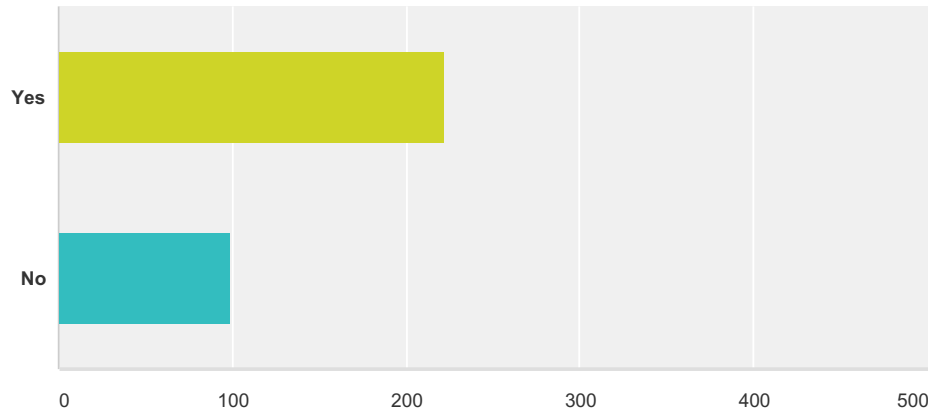
Answered: 306 Skipped: 80



Answer Choices	Responses
To existing schools	82.03% 251
To proposed schools	77.45% 237
To local centres	47.71% 146
To community halls	36.60% 112
To Churches	24.84% 76
To other facilities, please specify	13.07% 40
Total Respondents: 306	

Q27 Should the NP encourage further business and commercial development in the area, within the constraints of the limited land and development opportunities available?

Answered: 321 Skipped: 65



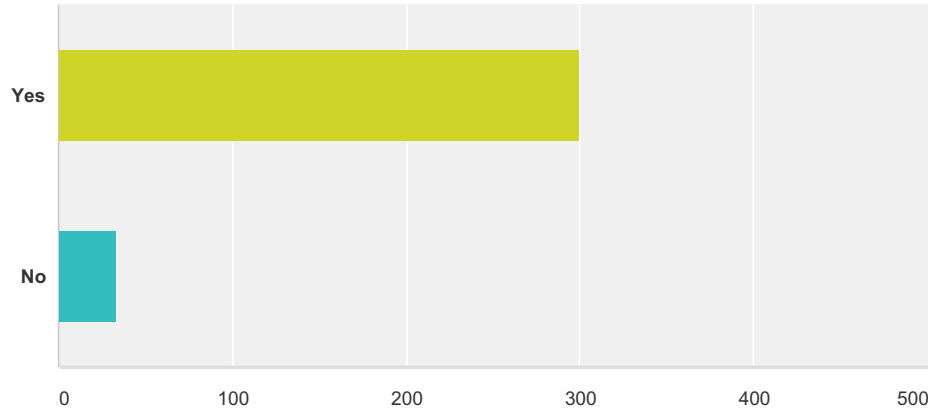
Answer Choices	Responses
Yes	69.16% 222
No	30.84% 99
Total	321

Q28 What are the barriers to existing businesses expanding or people getting a job locally?

Answered: 157 Skipped: 229

Q29 Should an effort be made to ensure that areas currently designated as employment land remain as such?

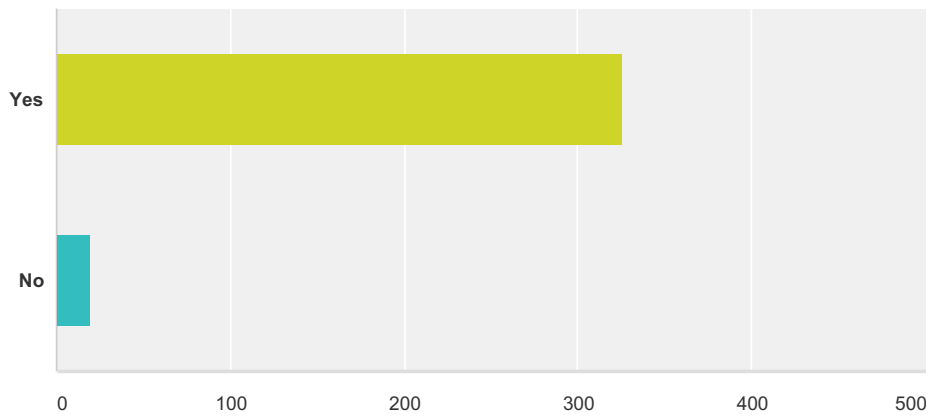
Answered: 333 Skipped: 53



Answer Choices	Responses
Yes	90.09% 300
No	9.91% 33
Total	333

Q30 Should the NP encourage local employment?

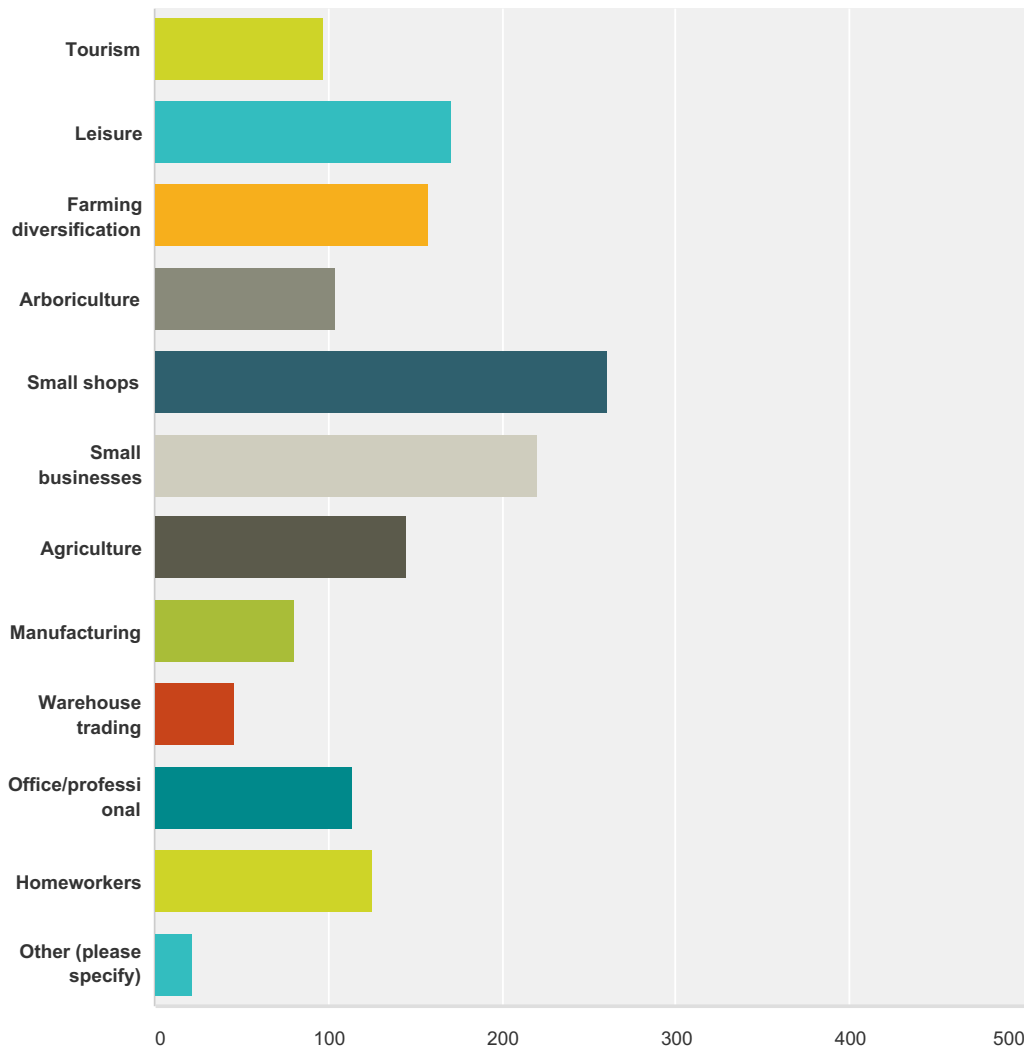
Answered: 346 Skipped: 40



Answer Choices	Responses
Yes	94.22% 326
No	5.78% 20
Total	346

Q31 If YES, what sort of employment do you feel is needed?

Answered: 339 Skipped: 47



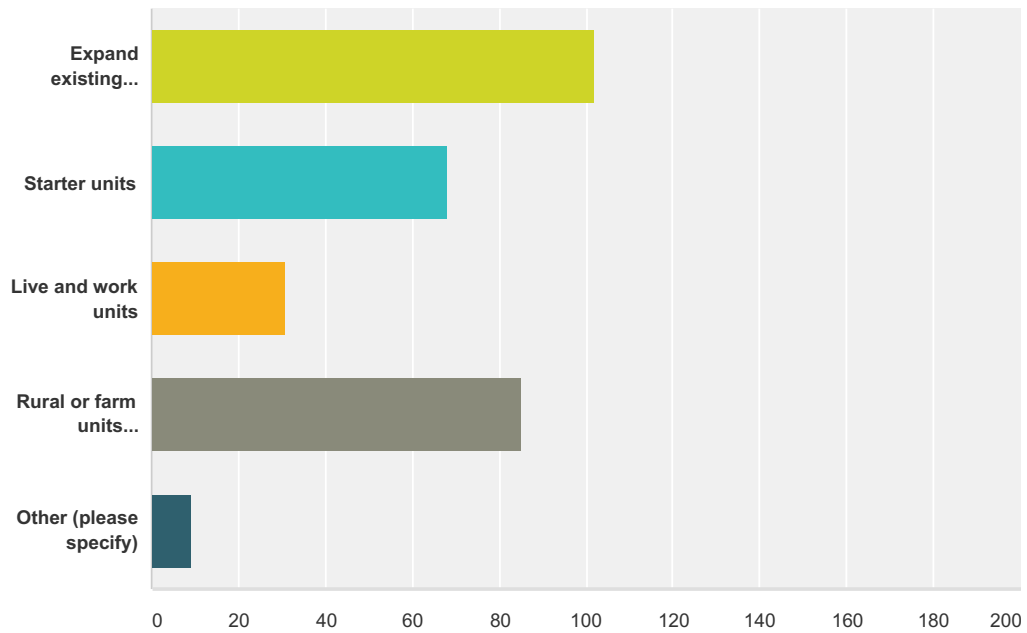
Answer Choices	Responses
Tourism	28.61% 97
Leisure	50.44% 171
Farming diversification	46.61% 158
Arboriculture	30.68% 104
Small shops	76.99% 261
Small businesses	64.90% 220
Agriculture	42.77% 145
Manufacturing	23.60% 80
Warehouse trading	13.57% 46

West Monkton & Cheddon Fitzpaine Neighbourhood Plan

Office/professional	33.63%	114
Homeworkers	36.87%	125
Other (please specify)	6.49%	22
Total Respondents: 339		

Q32 What is your preference regarding employment provision? (Tick one)

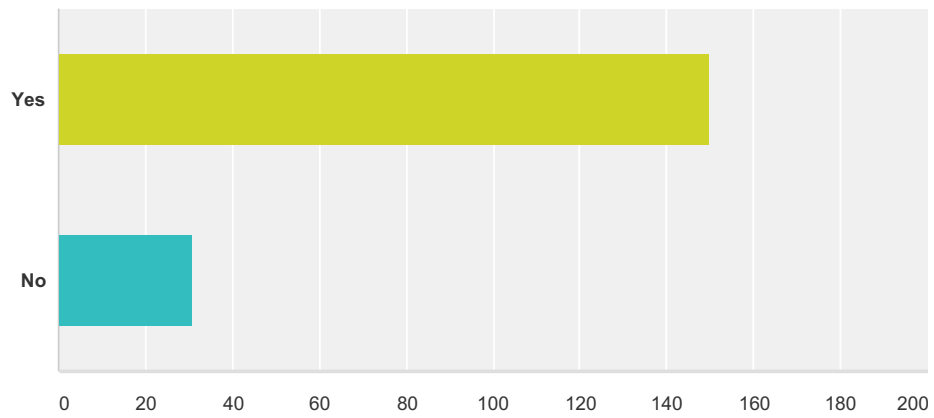
Answered: 295 Skipped: 91



Answer Choices	Responses
Expand existing employment zones	34.58% 102
Starter units	23.05% 68
Live and work units	10.51% 31
Rural or farm units (non-agricultural use)	28.81% 85
Other (please specify)	3.05% 9
Total	295

Q33 Which, if any, existing local businesses should be retained and supported?

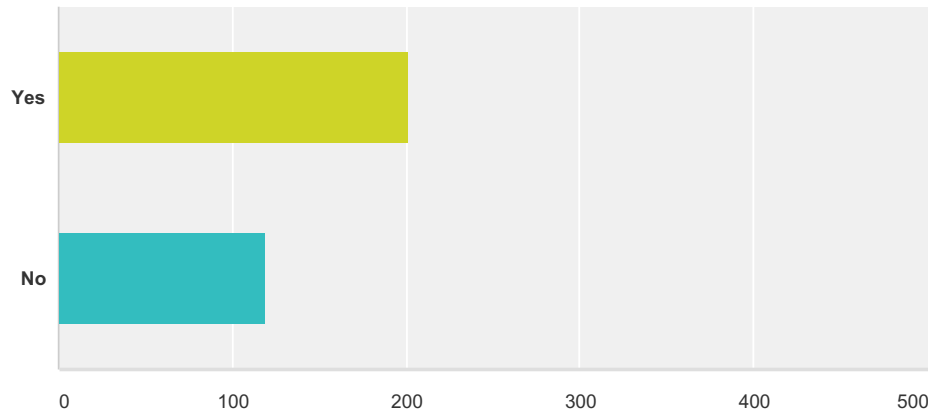
Answered: 181 Skipped: 205



Answer Choices	Responses	
Yes	82.87%	150
No	17.13%	31
Total		181

Q34 Is our environment well looked after?

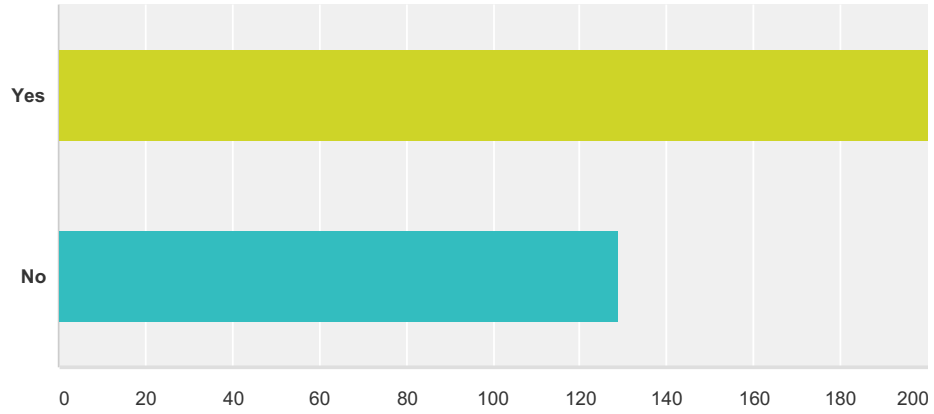
Answered: 320 Skipped: 66



Answer Choices	Responses
Yes	62.81% 201
No	37.19% 119
Total	320

Q35 Do you think existing public open spaces and verges need extra maintenance?

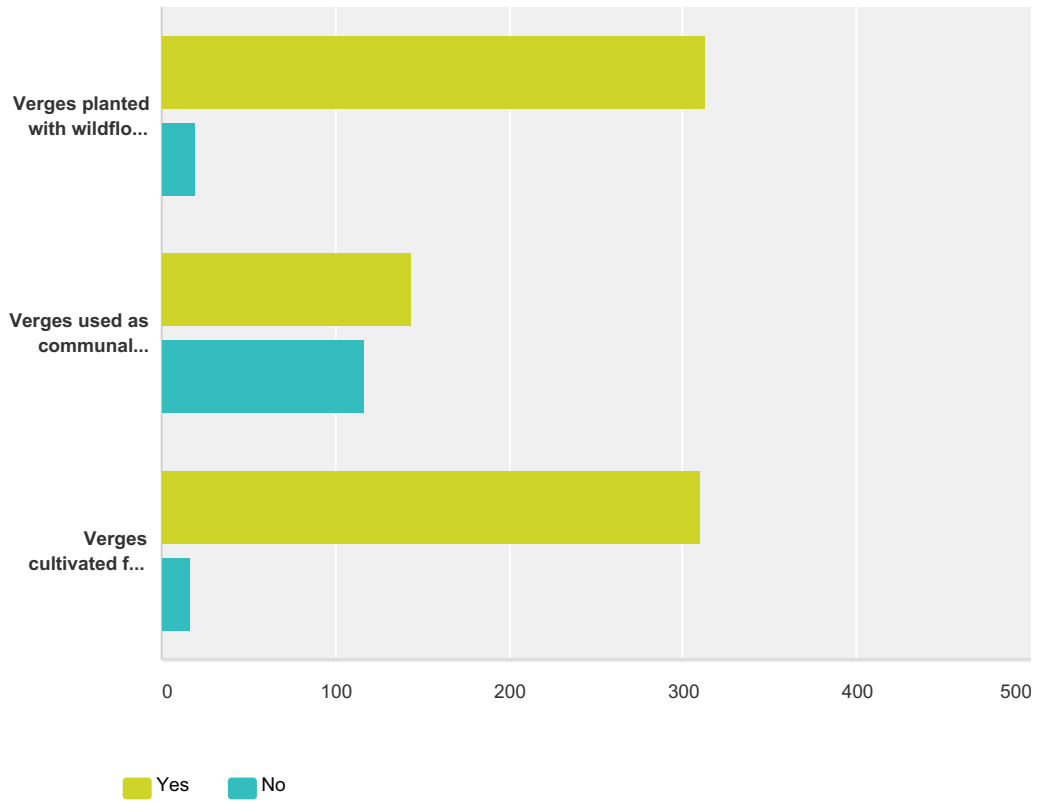
Answered: 329 Skipped: 57



Answer Choices	Responses
Yes	60.79% 200
No	39.21% 129
Total	329

Q36 Would you support the following?

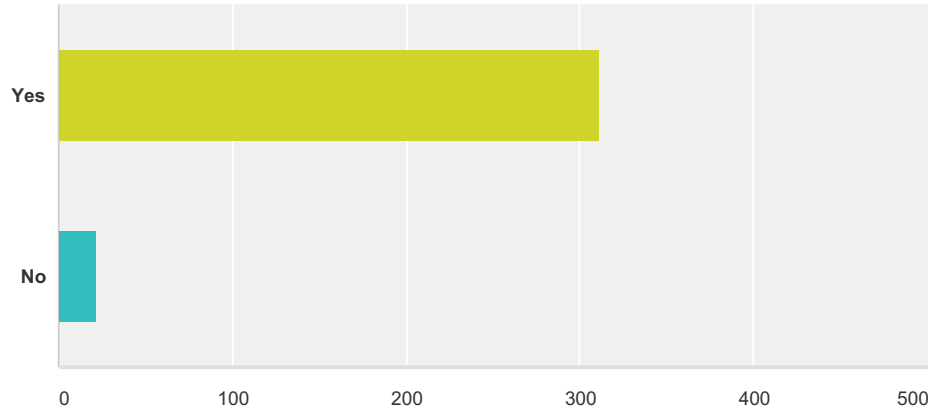
Answered: 349 Skipped: 37



	Yes	No	Total	Weighted Average
Verges planted with wildflower seeds	93.99% 313	6.01% 20	333	1.06
Verges used as communal veg/herb growing space	55.17% 144	44.83% 117	261	1.45
Verges cultivated for benefit of bees/butterflies	94.80% 310	5.20% 17	327	1.05

Q37 Would you support the management of the existing and future open spaces in the NP area by the local parish councils?

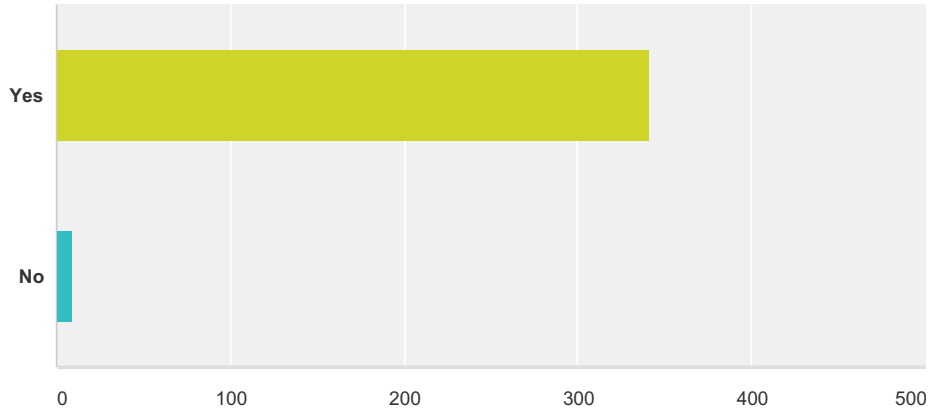
Answered: 333 Skipped: 53



Answer Choices	Responses
Yes	93.39% 311
No	6.61% 22
Total	333

Q38 Do you think there should be 'nature buffer zones' to protect the habitat around developments?

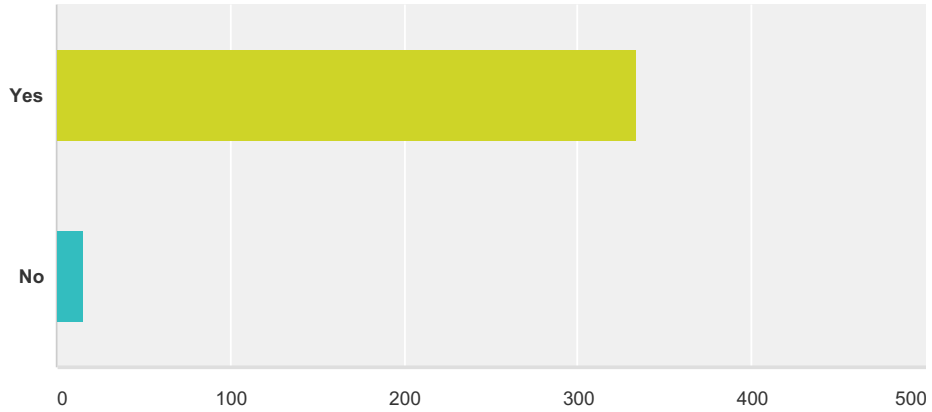
Answered: 350 Skipped: 36



Answer Choices	Responses
Yes	97.43% 341
No	2.57% 9
Total	350

Q39 Do you think that the NP should map and seek to protect locally 'important trees', ancient trees, and hedgerows etc

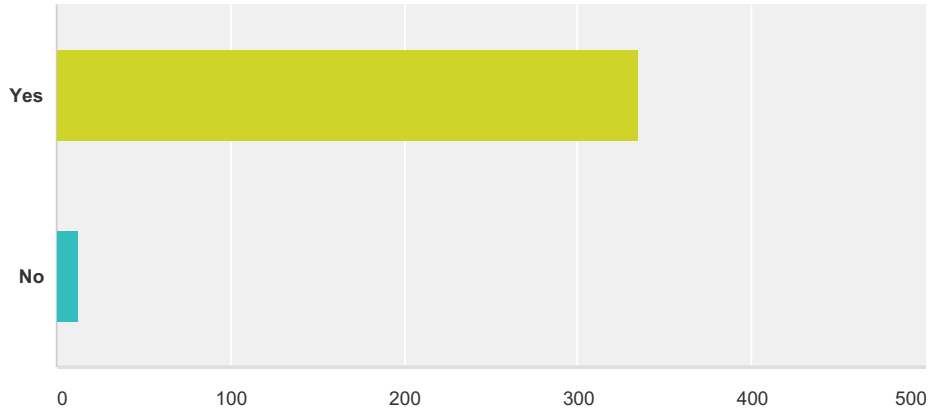
Answered: 350 Skipped: 36



Answer Choices	Responses
Yes	95.43% 334
No	4.57% 16
Total	350

Q40 Should tree planting in the NP area encourage use of species native to the UK and/or commonly occurring in the local area?

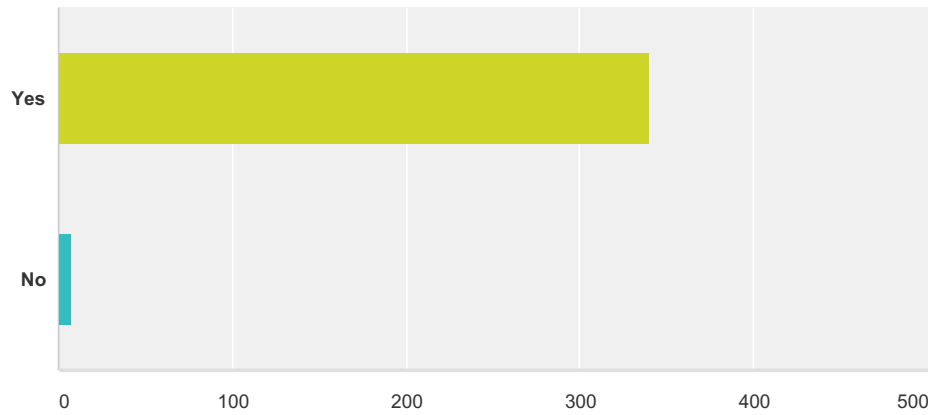
Answered: 348 Skipped: 38



Answer Choices	Responses
Yes	96.26% 335
No	3.74% 13
Total	348

Q41 Do you think that conditions to protect and enhance wildlife should be included within the development proposals?

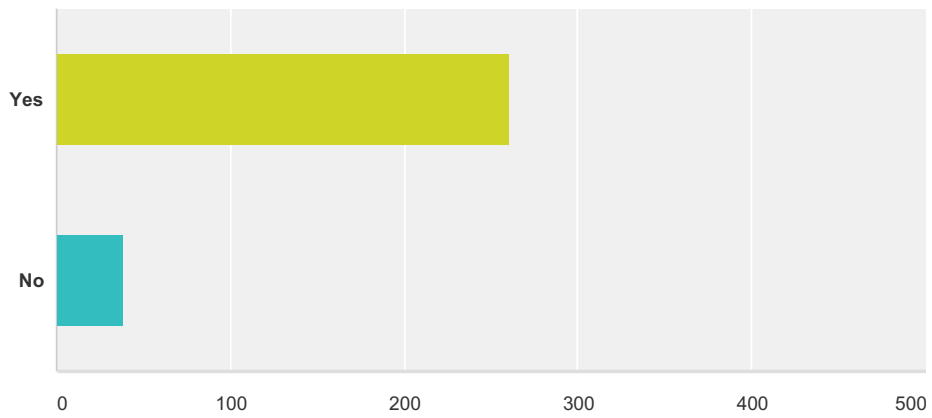
Answered: 347 Skipped: 39



Answer Choices	Responses
Yes	97.98% 340
No	2.02% 7
Total	347

Q42 Should community wildlife areas be defined in the NP area?

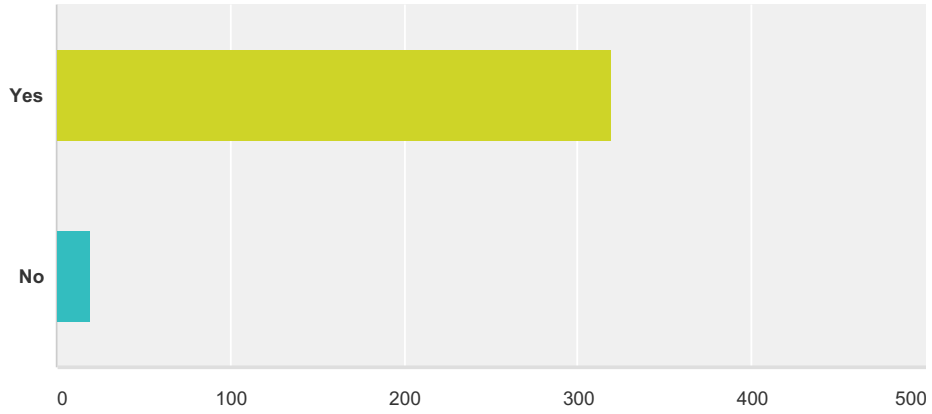
Answered: 300 Skipped: 86



Answer Choices	Responses
Yes	87.00% 261
No	13.00% 39
Total	300

Q43 Should traditional Somerset orchards be preserved or created in new developments?

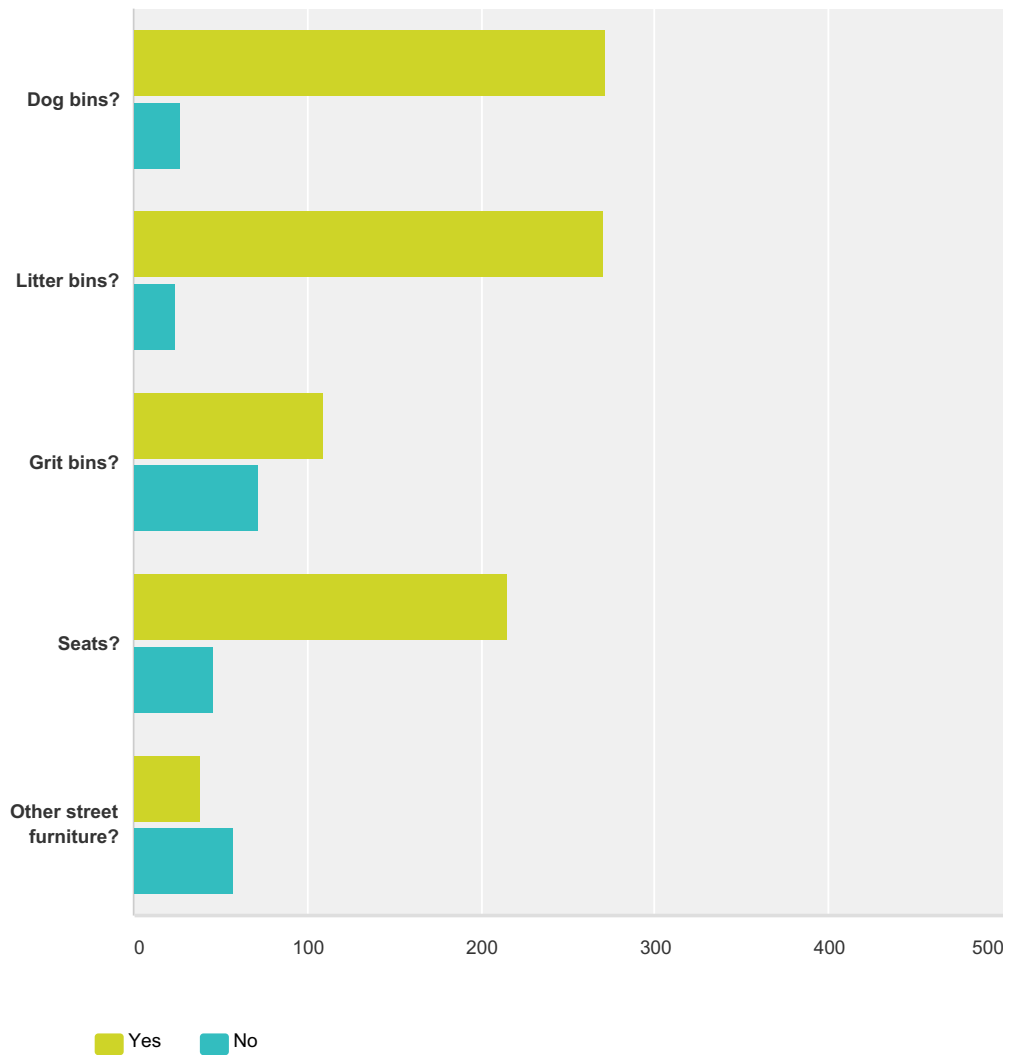
Answered: 339 Skipped: 47



Answer Choices	Responses
Yes	94.10% 319
No	5.90% 20
Total	339

Q44 Is there a need throughout the NP area for:

Answered: 327 Skipped: 59



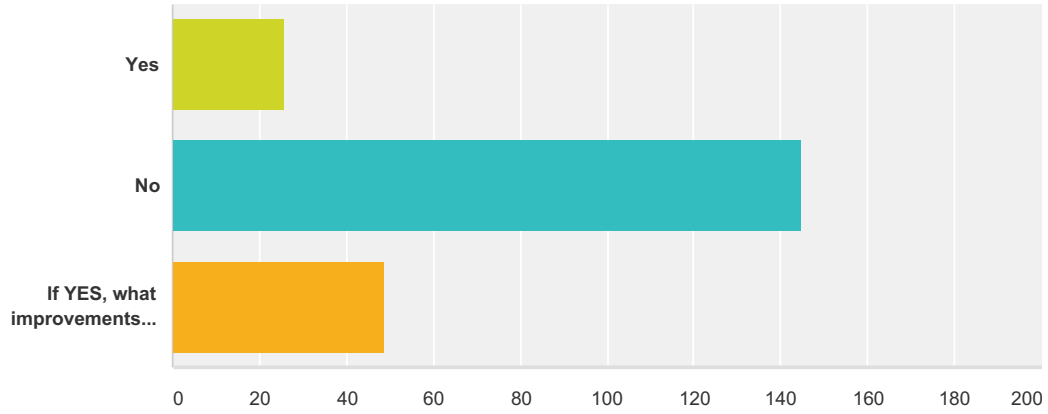
	Yes	No	Total
Dog bins?	90.94% 271	9.06% 27	298
Litter bins?	91.84% 270	8.16% 24	294
Grit bins?	60.44% 110	39.56% 72	182
Seats?	82.38% 215	17.62% 46	261
Other street furniture?	40.63% 39	59.38% 57	96

Q45 Are there any buildings, facilities or areas of land that you would like to be protected by the NP? This can include key facilities you believe are important to the quality of life in the Parishes and/or small areas of public open space. Please say where:

Answered: 113 Skipped: 273

Q46 Would you like to see the current Conservation Area designations re-assessed?

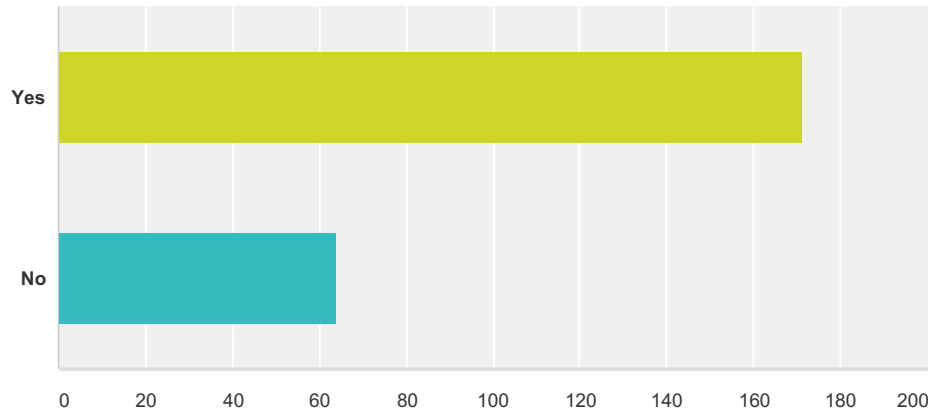
Answered: 220 Skipped: 166



Answer Choices	Responses
Yes	11.82% 26
No	65.91% 145
If YES, what improvements would you like to see: and in which conservation area would you like those improvements to be?	22.27% 49
Total	220

Q47 Local Green Space: Are there any small locally significant green spaces that you would like to see protected (eg play areas, allotments, orchards, churchyards etc).

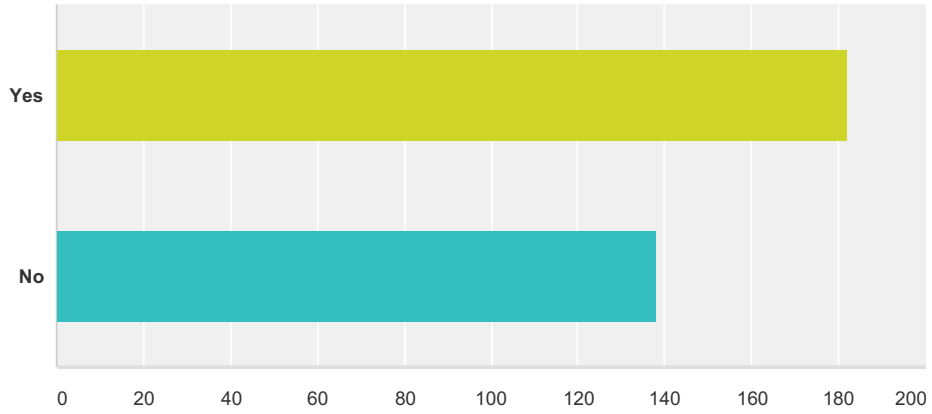
Answered: 235 Skipped: 151



Answer Choices	Responses
Yes	72.77% 171
No	27.23% 64
Total	235

Q48 Can you name anywhere where flooding happens in your immediate locality, including problems with the local waterways, e.g. pinch points?

Answered: 320 Skipped: 66



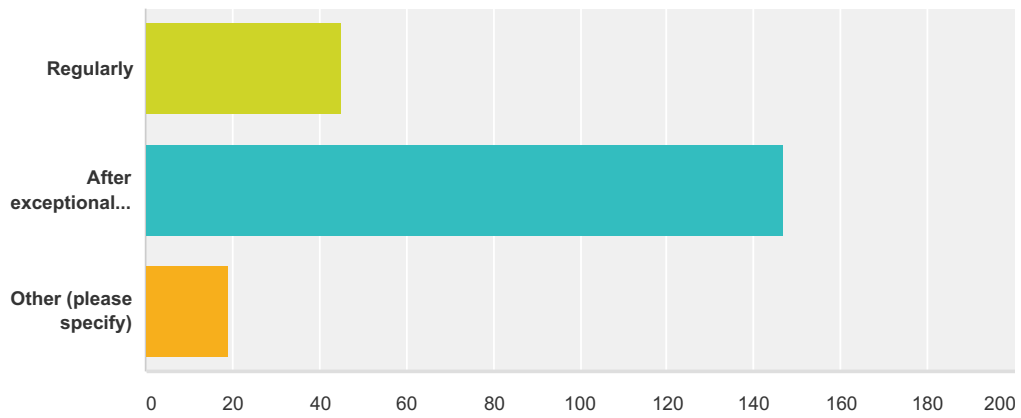
Answer Choices	Responses
Yes	56.88% 182
No	43.13% 138
Total	320

Q49 If Yes, can you say what is the source of the flooding (e.g. river/streams, sewers, overland surface water - the list is not exhaustive)?

Answered: 166 Skipped: 220

Q50 Could you say how often the flooding event occurs? (Tick one)

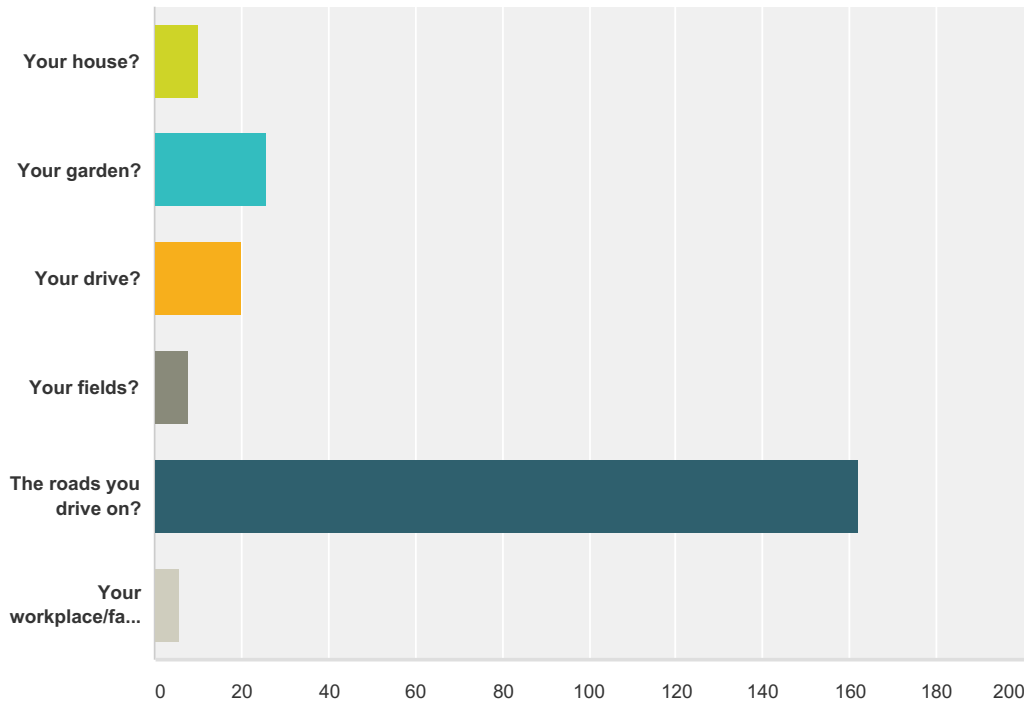
Answered: 211 Skipped: 175



Answer Choices	Responses
Regularly	21.33% 45
After exceptional rainfall	69.67% 147
Other (please specify)	9.00% 19
Total	211

Q51 Does the flooding affect:

Answered: 184 Skipped: 202



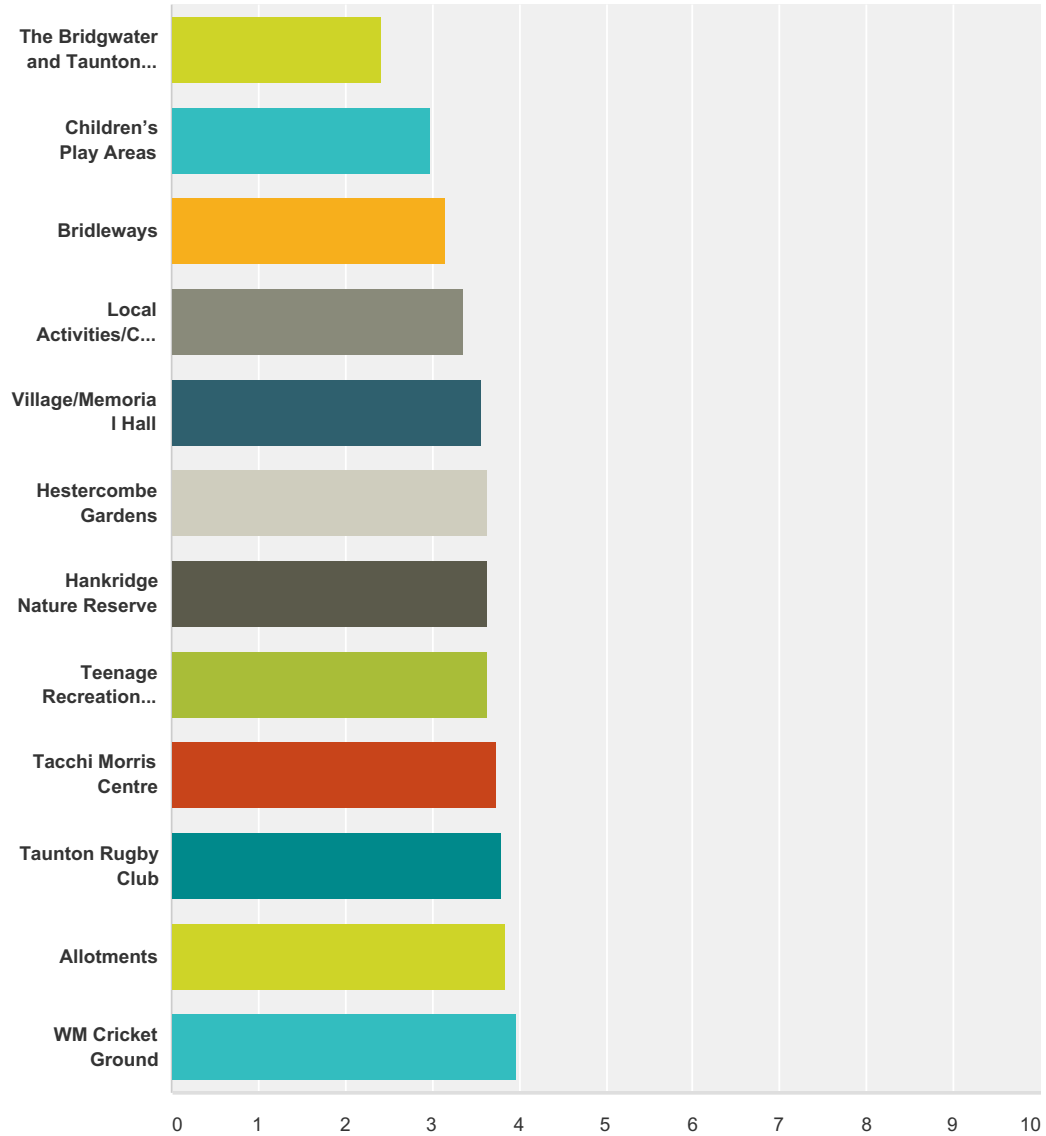
Answer Choices	Responses
Your house?	5.43% 10
Your garden?	14.13% 26
Your drive?	10.87% 20
Your fields?	4.35% 8
The roads you drive on?	88.04% 162
Your workplace/farm (if in NP area)?	3.26% 6
Total Respondents: 184	

Q52 What additional local remedial action would you support being taken by the local parishes? Please specify:

Answered: 108 Skipped: 278

Q53 How often do you and any member of your household use the following existing recreational facilities in the NP Area?

Answered: 340 Skipped: 46



	Daily	Weekly	Monthly	Other	Would like to use	Total	Weighted Average
The Bridgwater and Taunton Canal	25.08% 76	30.69% 93	23.10% 70	18.81% 57	2.31% 7	303	2.43
Children's Play Areas	10.64% 15	23.40% 33	26.95% 38	34.04% 48	4.96% 7	141	2.99
Bridleways	9.30% 12	21.71% 28	21.71% 28	37.98% 49	9.30% 12	129	3.16
Local Activities/Clubs	0.93% 1	32.71% 35	12.15% 13	37.38% 40	16.82% 18	107	3.36

West Monkton & Cheddon Fitzpaine Neighbourhood Plan

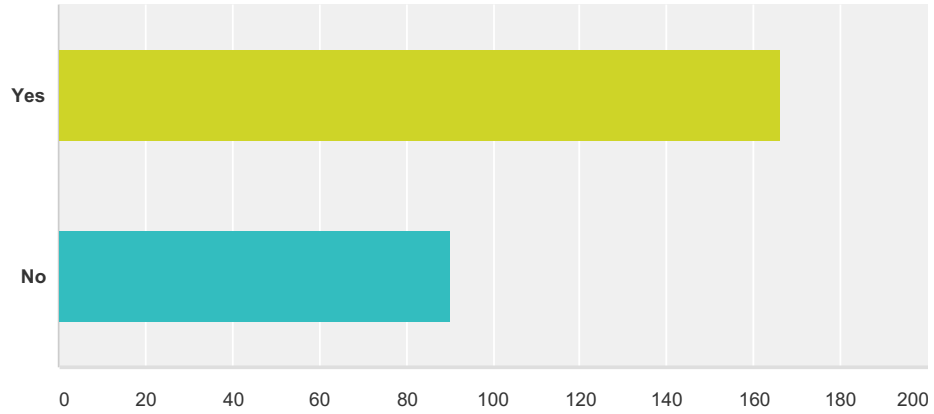
Village/Memorial Hall	1.74% 4	13.91% 32	20.00% 46	55.65% 128	8.70% 20	230	3.56
Hestercombe Gardens	1.03% 3	8.97% 26	27.59% 80	50.34% 146	12.07% 35	290	3.63
Hankridge Nature Reserve	1.22% 2	17.07% 28	21.34% 35	38.41% 63	21.95% 36	164	3.63
Teenage Recreation Areas	2.99% 2	14.93% 10	13.43% 9	53.73% 36	14.93% 10	67	3.63
Tacchi Morris Centre	0.48% 1	9.52% 20	16.19% 34	63.33% 133	10.48% 22	210	3.74
Taunton Rugby Club	0.00% 0	10.45% 14	11.94% 16	65.67% 88	11.94% 16	134	3.79
Allotments	5.49% 5	9.89% 9	8.79% 8	46.15% 42	29.67% 27	91	3.85
WM Cricket Ground	2.41% 2	9.64% 8	3.61% 3	57.83% 48	26.51% 22	83	3.96

Q54 What would encourage you to use the facilities? (e.g. provision of toilets at football club) Please specify

Answered: 89 Skipped: 297

Q55 Do you think we should be trying to attract more recreational clubs or facilities to the NP area?

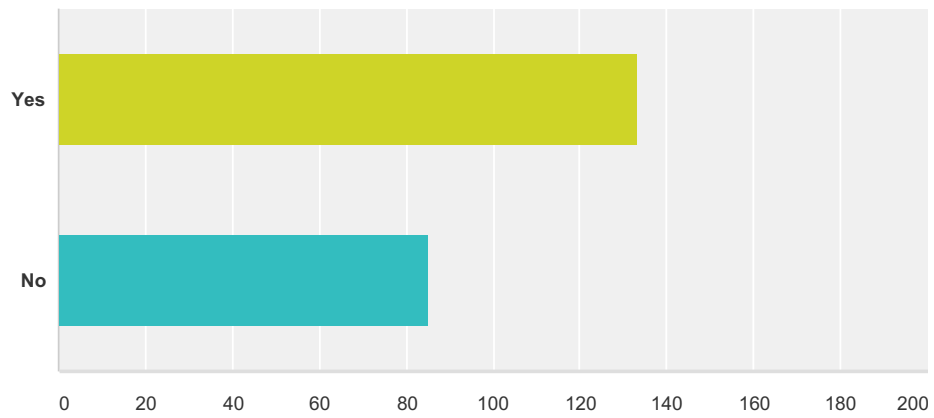
Answered: 256 Skipped: 130



Answer Choices	Responses
Yes	64.84% 166
No	35.16% 90
Total	256

Q56 Is there a need for more youth facilities in the NP area?

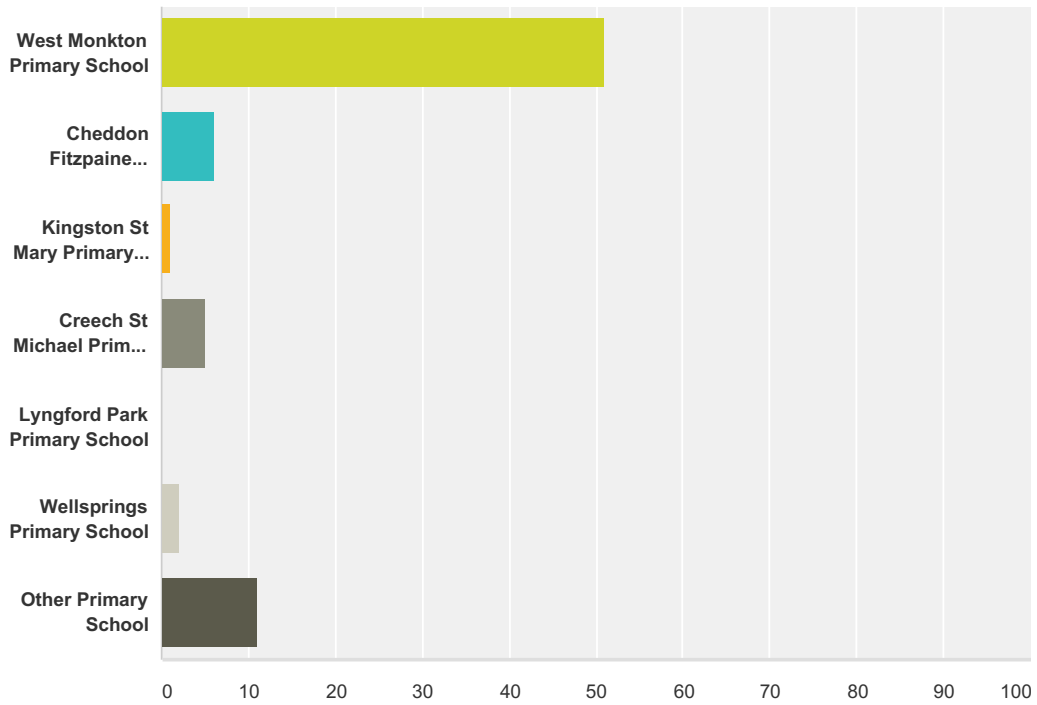
Answered: 218 Skipped: 168



Answer Choices	Responses
Yes	61.01% 133
No	38.99% 85
Total	218

Q57 Primary Schools (Tick one)

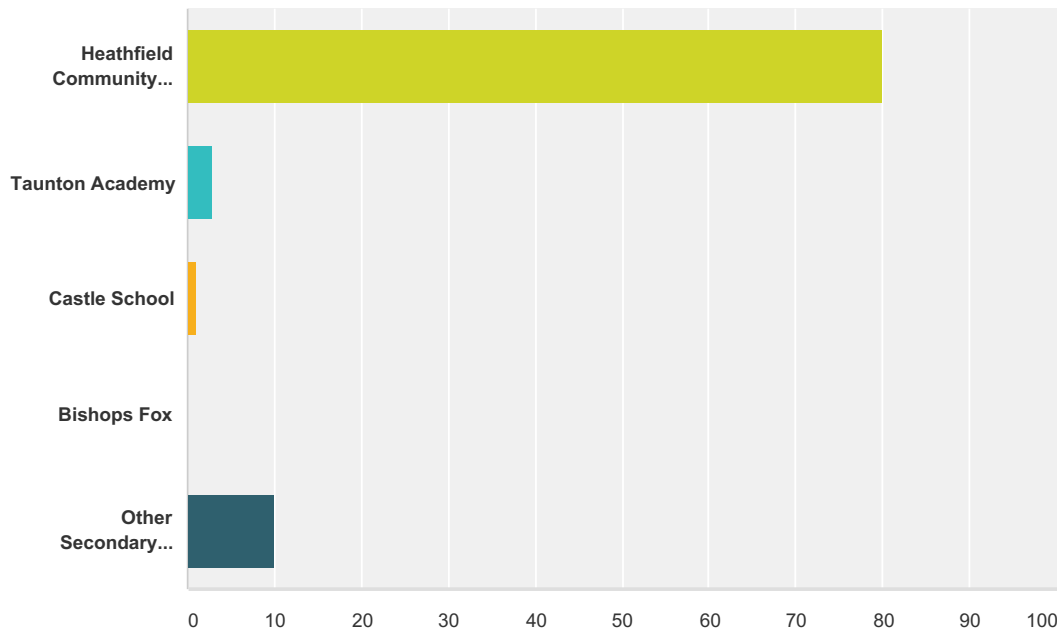
Answered: 76 Skipped: 310



Answer Choices	Responses	Count
West Monkton Primary School	67.11%	51
Cheddon Fitzpaine Church School	7.89%	6
Kingston St Mary Primary School	1.32%	1
Creech St Michael Primary School	6.58%	5
Lyngford Park Primary School	0.00%	0
Wellsprings Primary School	2.63%	2
Other Primary School	14.47%	11
Total		76

Q58 Secondary Schools (Tick one)

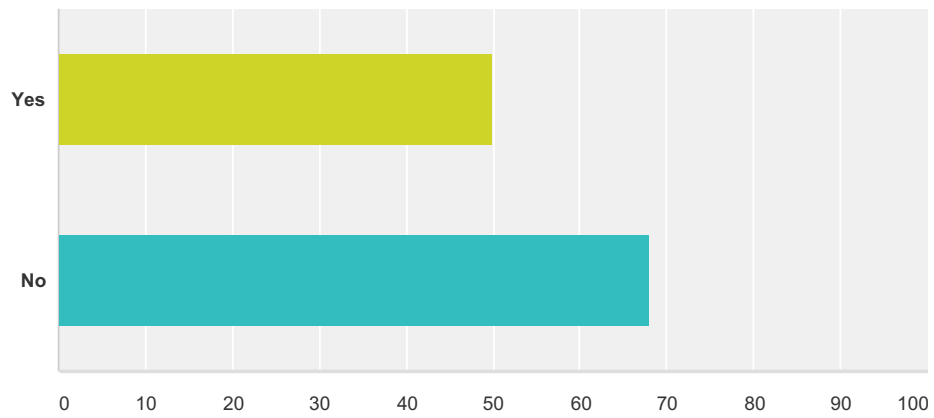
Answered: 94 Skipped: 292



Answer Choices	Responses
Heathfield Community School	85.11% 80
Taunton Academy	3.19% 3
Castle School	1.06% 1
Bishops Fox	0.00% 0
Other Secondary School	10.64% 10
Total	94

Q59 Is there sufficient choice for nursery (pre-school) places in the NP area?

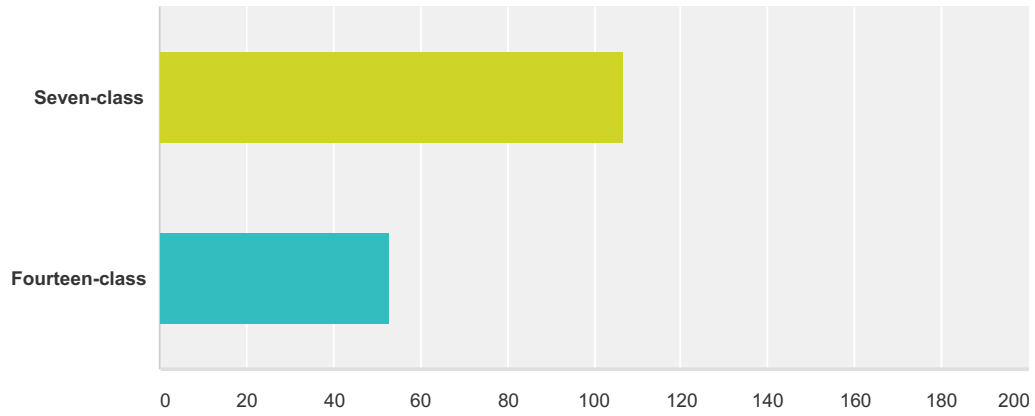
Answered: 118 Skipped: 268



Answer Choices	Responses	
Yes	42.37%	50
No	57.63%	68
Total		118

Q60 Would you prefer to see 7-class or 14-class primary schools in the area?(NB: 7 class = circa 210 pupils, 14= circa 420 pupils)

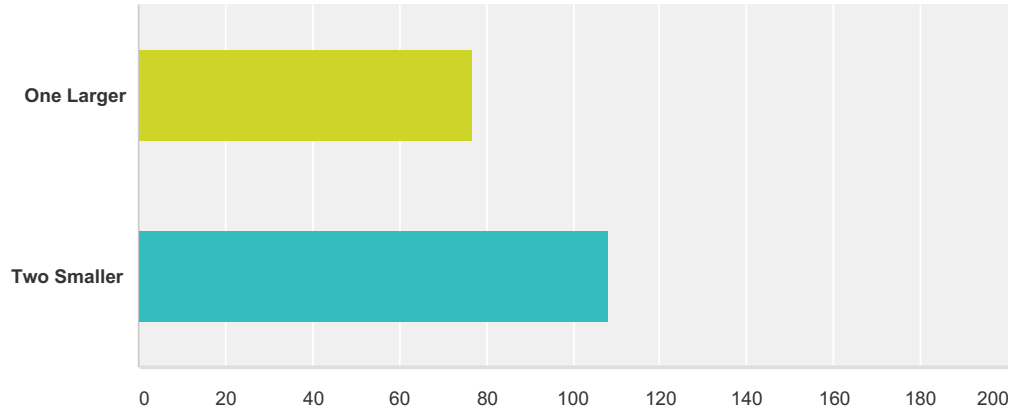
Answered: 160 Skipped: 226



Answer Choices	Responses
Seven-class	66.88% 107
Fourteen-class	33.13% 53
Total	160

Q61 Would you prefer to see one larger secondary school, or two smaller secondary schools?

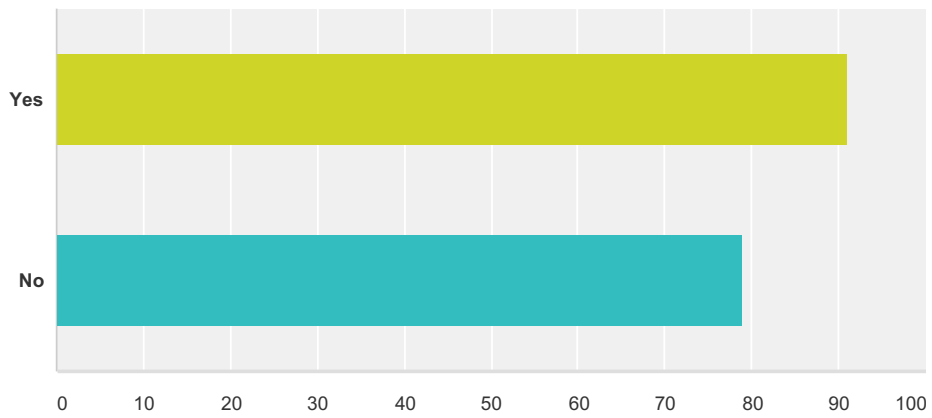
Answered: 185 Skipped: 201



Answer Choices	Responses
One Larger	41.62% 77
Two Smaller	58.38% 108
Total	185

Q62 Is there a need in the NP area for further post-16 education?

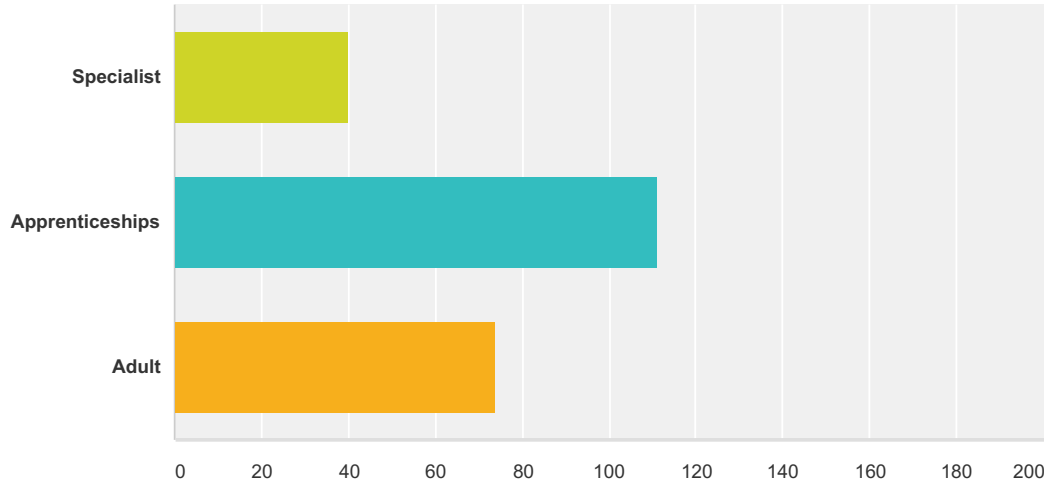
Answered: 170 Skipped: 216



Answer Choices	Responses	
Yes	53.53%	91
No	46.47%	79
Total		170

Q63 Is there a need for any other form of education in the NP area? (Tick one or more)

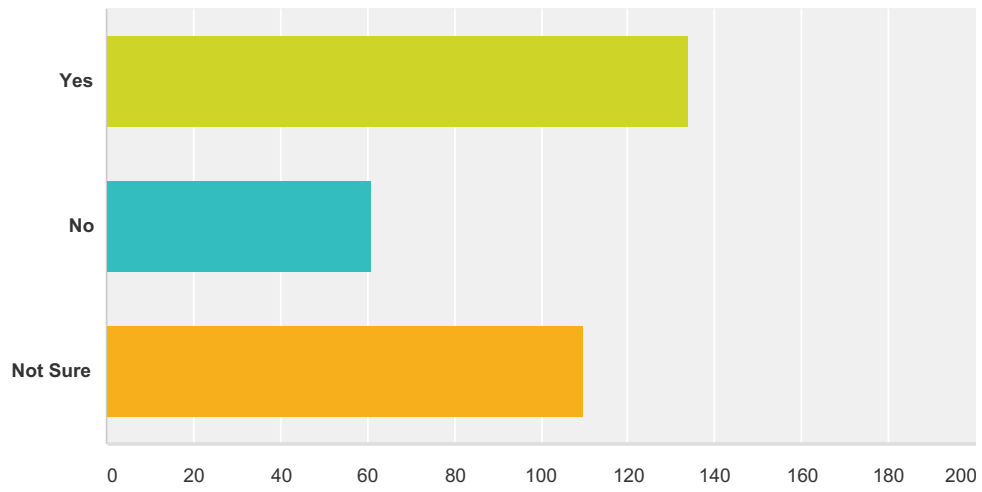
Answered: 157 Skipped: 229



Answer Choices	Responses
Specialist	25.48% 40
Apprenticeships	70.70% 111
Adult	47.13% 74
Total Respondents: 157	

Q64 Is there a need for more office, retail or commercial facilities in the parishes?

Answered: 305 Skipped: 81



Answer Choices	Responses
Yes	43.93% 134
No	20.00% 61
Not Sure	36.07% 110
Total	305

Q65 What shops, businesses or other services would you like to see that we do not have at present? (e.g. local supermarket, takeaway, hairdressers, chemist/pharmacy, Post Office, greengrocer, bakers, butchers, garage workshop, petrol station, restaurant, public house, coffee shop, offices – this list is neither comprehensive nor prescriptive)

Answered: 261 Skipped: 125

Q66 Are there any community facilities that need to be retained and/or improved in the NP area?

Answered: 116 Skipped: 270

Q67 Address

Answered: 355 Skipped: 31

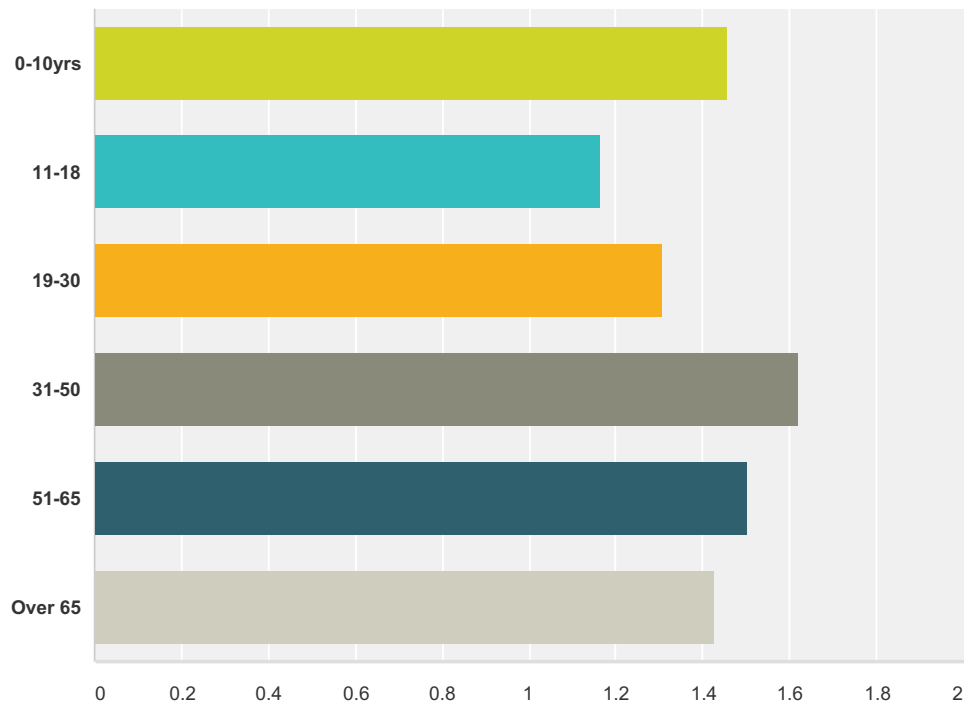
Answer Choices	Responses	
Name	0.00%	0
Company	0.00%	0
Address	0.00%	0
Address 2	0.00%	0
City/Town	0.00%	0
State/Province	0.00%	0
Postcode	100.00%	355
Country	0.00%	0
Email Address	0.00%	0
Phone Number	0.00%	0

Q68 The location where you work (e.g. Bathpool, Crown Industrial Estate, outside parish)

Answered: 278 Skipped: 108

Q69 The number of people in your household in each age group:

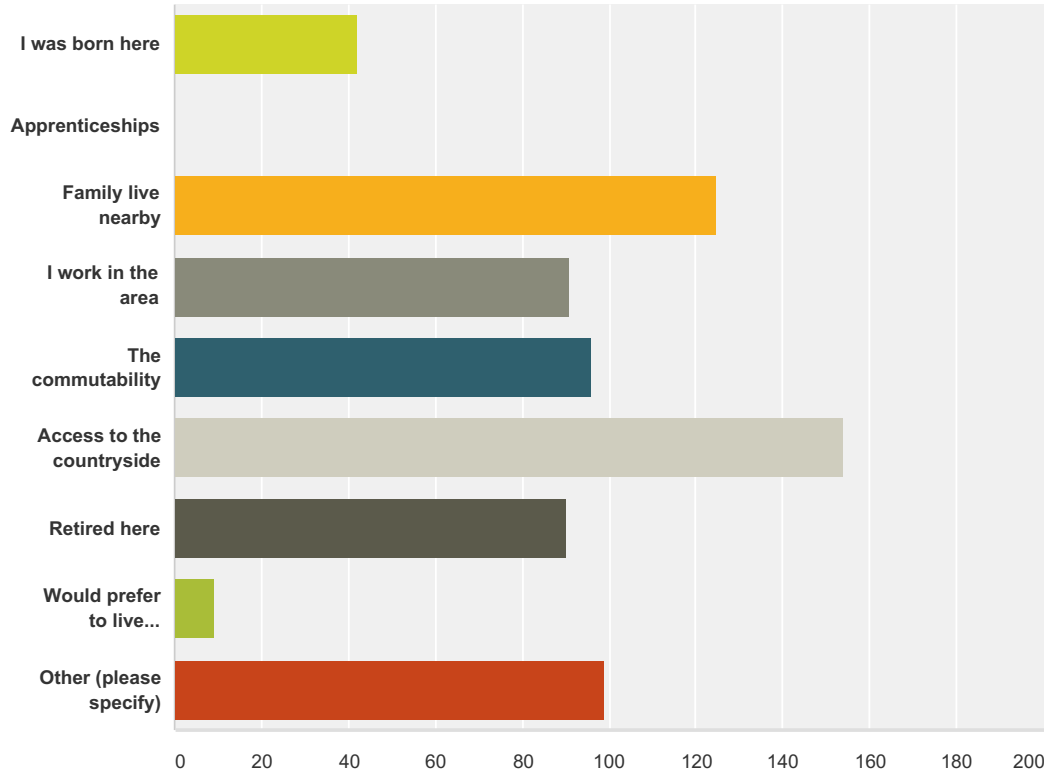
Answered: 341 Skipped: 45



Answer Choices	Average Number	Total Number	Responses
0-10yrs	1	83	57
11-18	1	63	54
19-30	1	77	59
31-50	2	193	119
51-65	2	167	111
Over 65	1	197	138
Total Respondents: 341			

Q70 For which of the following reasons do you live in the NP area? (Tick as many sections as are applicable)

Answered: 341 Skipped: 45



Answer Choices	Responses
I was born here	12.32% 42
Apprenticeships	0.00% 0
Family live nearby	36.66% 125
I work in the area	26.69% 91
The commutability	28.15% 96
Access to the countryside	45.16% 154
Retired here	26.39% 90
Would prefer to live elsewhere	2.64% 9
Other (please specify)	29.03% 99
Total Respondents: 341	

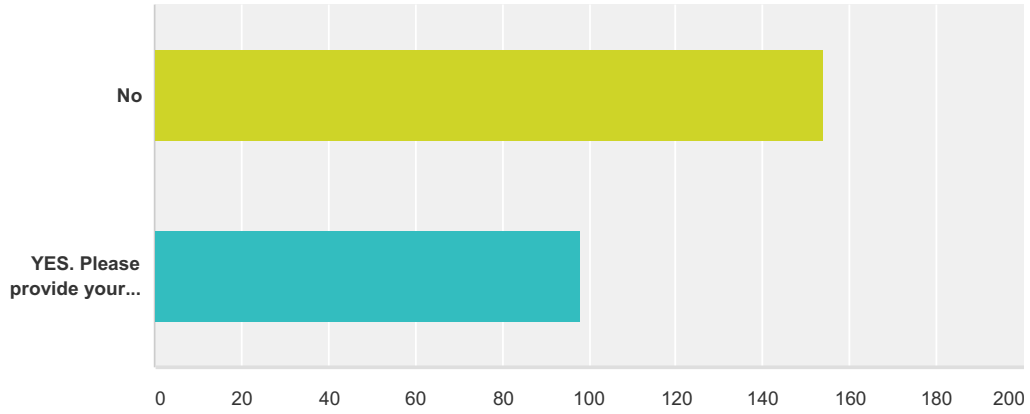
Q71 If you have answered YES in Question 1, (Housing Need), please provide your name and address to receive a 'Housing Needs Survey' from Community Council for Somerset. CCS is an independent advisory body which conducts confidential surveys on behalf of parish councils and other community groups

Answered: 27 Skipped: 359

Answer Choices	Responses	
Name	88.89%	24
Company	0.00%	0
Address	92.59%	25
Address 2	59.26%	16
City/Town	88.89%	24
State/Province	0.00%	0
Postal Code	85.19%	23
Country	25.93%	7
Email Address	44.44%	12
Phone Number	0.00%	0

Q72 Would you like to be added to the 'Mail Chimp' mailing list for Neighbourhood Plan matters?

Answered: 252 Skipped: 134



Answer Choices	Responses
No	61.11% 154
YES. Please provide your name and email address. This will not be distributed to others or used for any other matter.	38.89% 98
Total	252

Q73 Do you have any other comments?

Answered: 110 Skipped: 276